

**Note to other teachers and users of these slides:** We would be delighted if you found our material useful for giving your own lectures. Feel free to use these slides verbatim, or to modify them to fit your own needs. If you make use of a significant portion of these slides in your own lecture, please include this message, or a link to our web site: <http://cs224w.Stanford.edu>

# Stanford CS224W: Graph Transformers

CS224W: Machine Learning with Graphs  
Joshua Robinson, Stanford University  
<http://cs224w.stanford.edu>



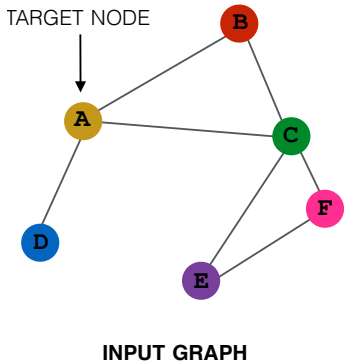
# Announcements

- **Homework 3** due this Thursday
  - Late submissions accepted until end of day Monday, 11/20
- **Regrade request deadlines**
  - **Homework 2:** Saturday, 11/18
    - Solutions and statistics released on Ed

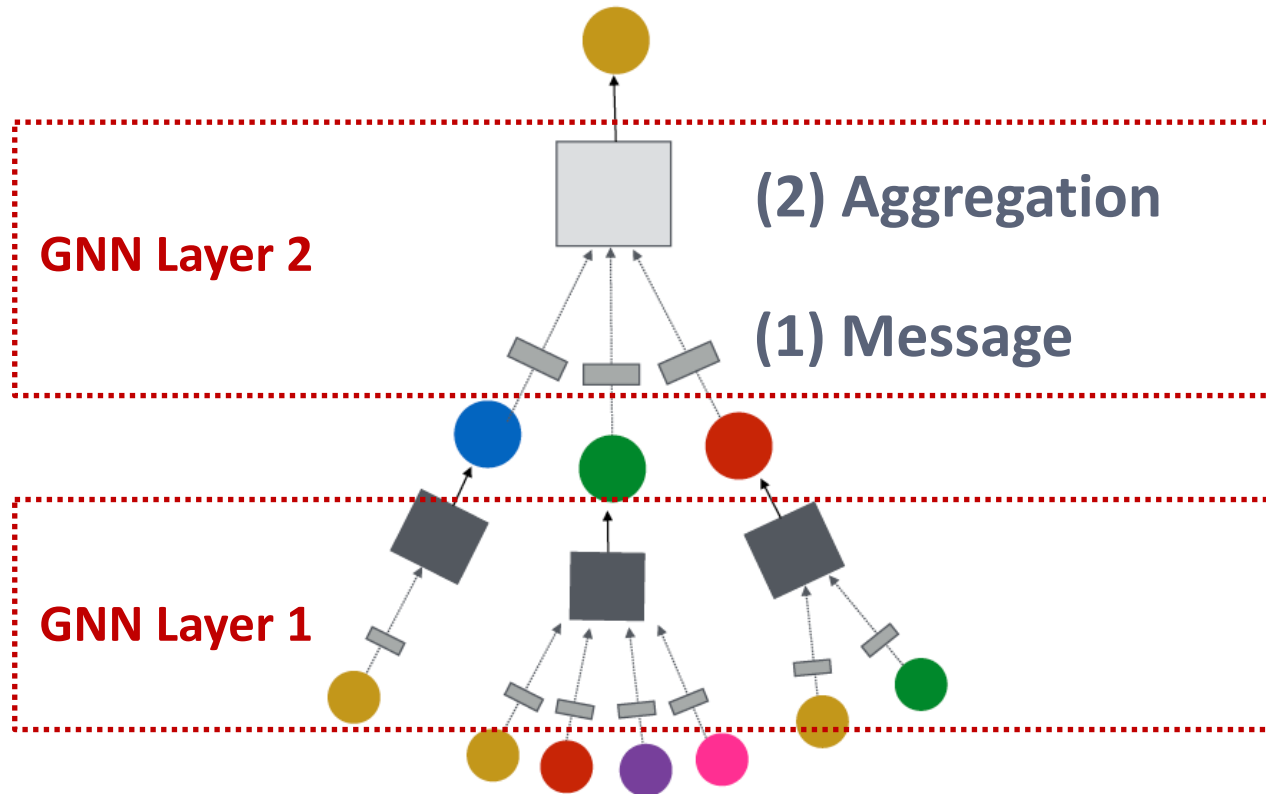
# Announcements

- **Thanksgivings office hours**
  - Wednesday, 11/22
    - 2pm-4pm, Thorton Center 207
    - **Also on Zoom** (link found under the Office Hours tab on the course website)
- **We are collecting feedback at**  
<https://tinyurl.com/cs224w-feedback>

# Recap: A General GNN Framework



(5) Learning objective



(4) Graph augmentation

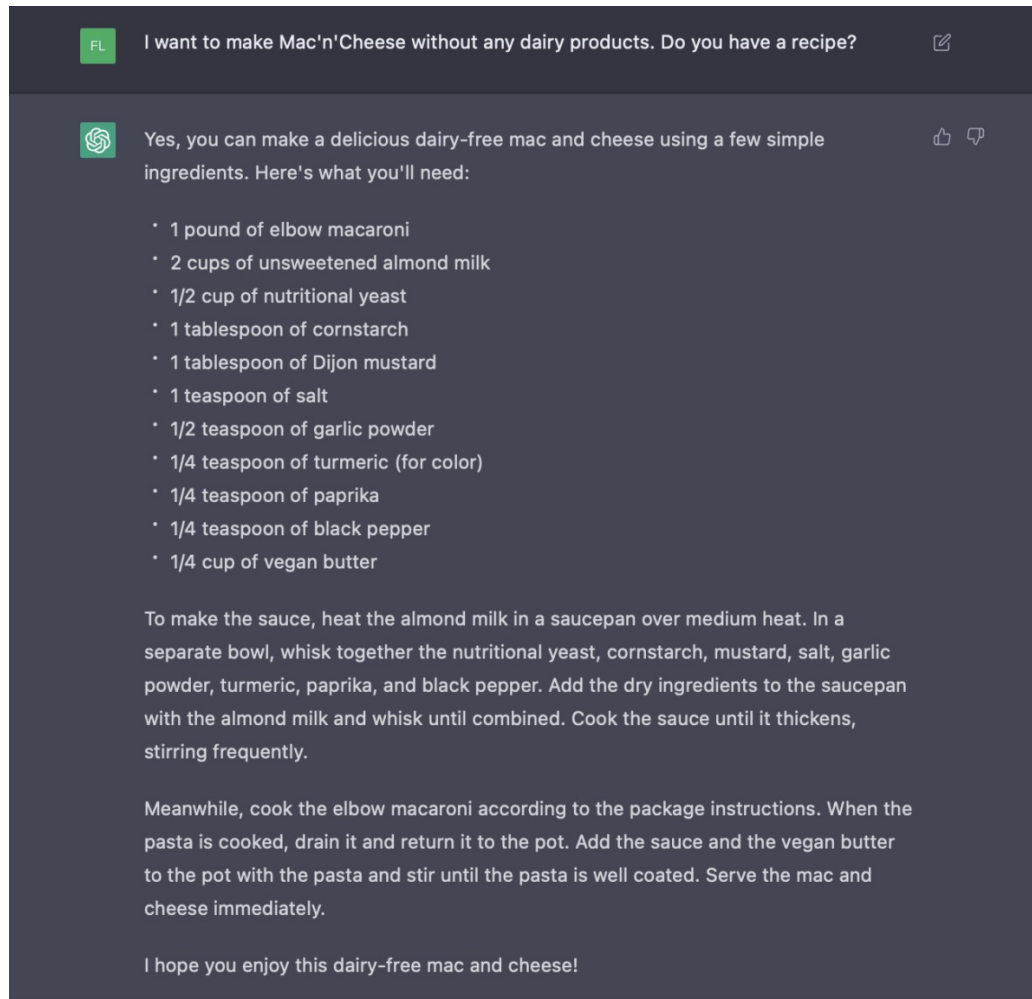
(3) Layer connectivity


# Stanford CS224W: Intro to Transformers




CS224W: Machine Learning with Graphs  
Joshua Robinson, Stanford University  
<http://cs224w.stanford.edu>



# The Backbone of Generative AI



FL I want to make Mac'n'Cheese without any dairy products. Do you have a recipe? 

 Yes, you can make a delicious dairy-free mac and cheese using a few simple ingredients. Here's what you'll need:  

- 1 pound of elbow macaroni
- 2 cups of unsweetened almond milk
- 1/2 cup of nutritional yeast
- 1 tablespoon of cornstarch
- 1 tablespoon of Dijon mustard
- 1 teaspoon of salt
- 1/2 teaspoon of garlic powder
- 1/4 teaspoon of turmeric (for color)
- 1/4 teaspoon of paprika
- 1/4 teaspoon of black pepper
- 1/4 cup of vegan butter

To make the sauce, heat the almond milk in a saucepan over medium heat. In a separate bowl, whisk together the nutritional yeast, cornstarch, mustard, salt, garlic powder, turmeric, paprika, and black pepper. Add the dry ingredients to the saucepan with the almond milk and whisk until combined. Cook the sauce until it thickens, stirring frequently.

Meanwhile, cook the elbow macaroni according to the package instructions. When the pasta is cooked, drain it and return it to the pot. Add the sauce and the vegan butter to the pot with the pasta and stir until the pasta is well coated. Serve the mac and cheese immediately.

I hope you enjoy this dairy-free mac and cheese!



# Plan for Today

- **Part 1:**
  - Introducing Transformers
  - Relation to message passing GNNs
- **Part 2:**
  - A new design landscape for graph Transformers
- **Part 3:**
  - Sign invariant Laplacian positional encodings for graph Transformers



# Stanford CS224W: Transformers

CS224W: Machine Learning with Graphs

Jure Leskovec, Stanford University

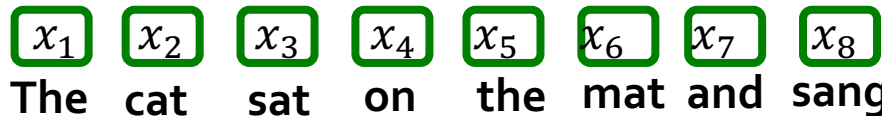
<http://cs224w.stanford.edu>



# Transformers Ingest Tokens

- Transformers map 1D sequences of vectors to 1D sequences of vectors

OUTPUT

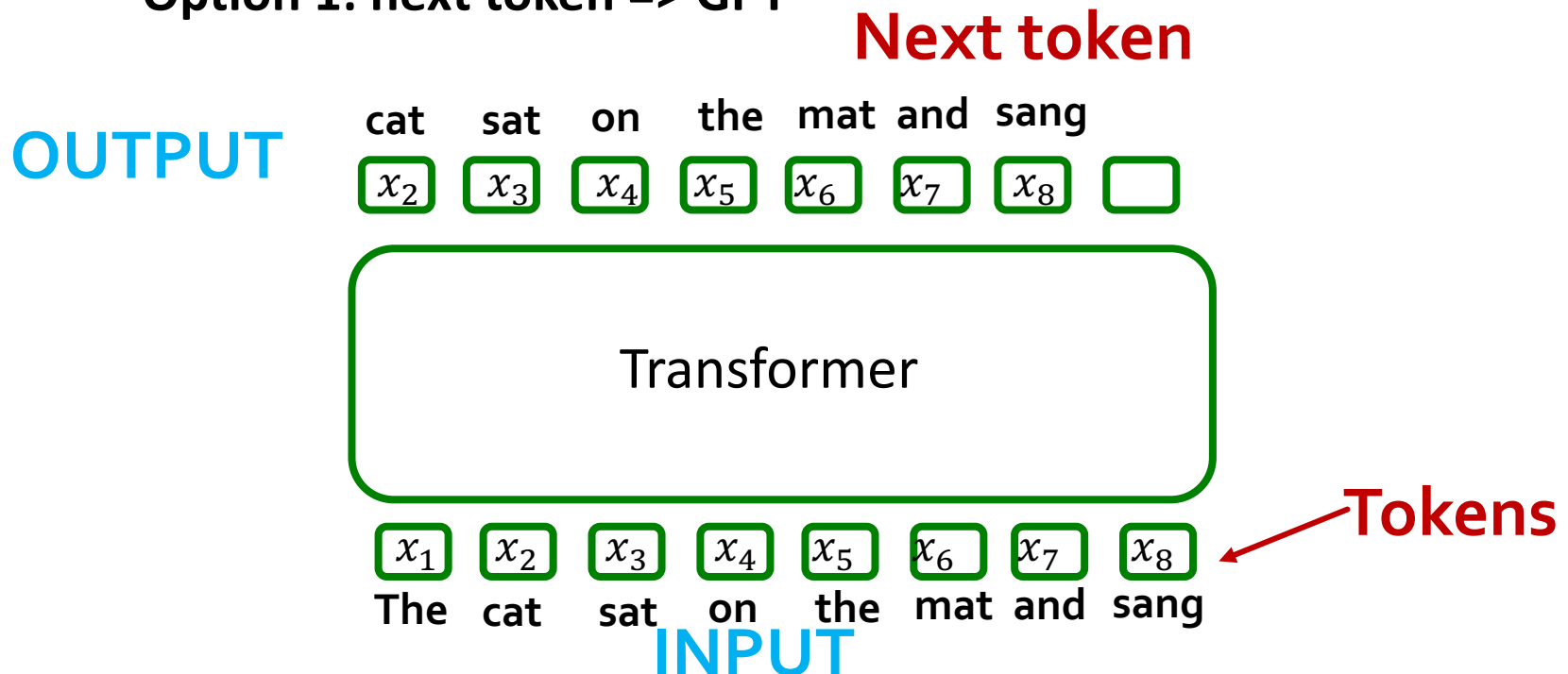


← Tokens

INPUT

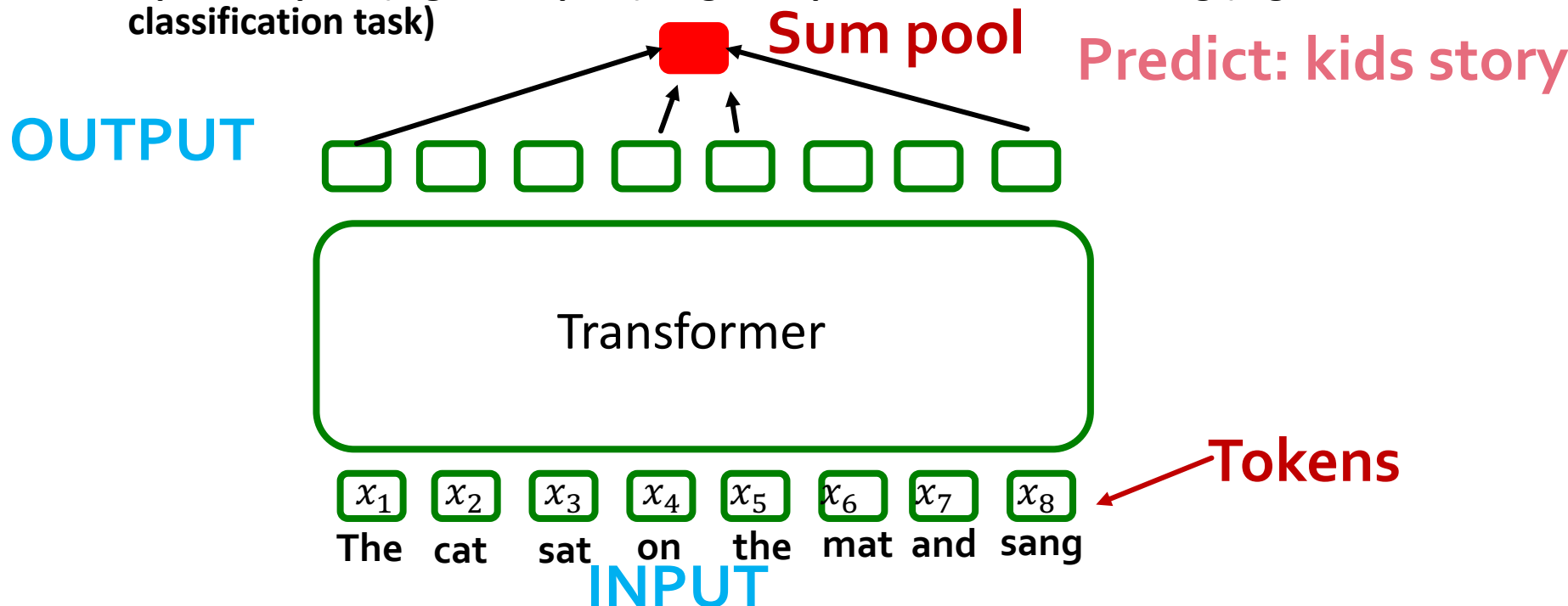
# Transformers Ingest Tokens

- Transformers map 1D sequences of vectors to 1D sequences of vectors known as **tokens**
  - Tokens describe a "piece" of data – e.g., a word
- What output sequence?
  - Option 1: next token => GPT



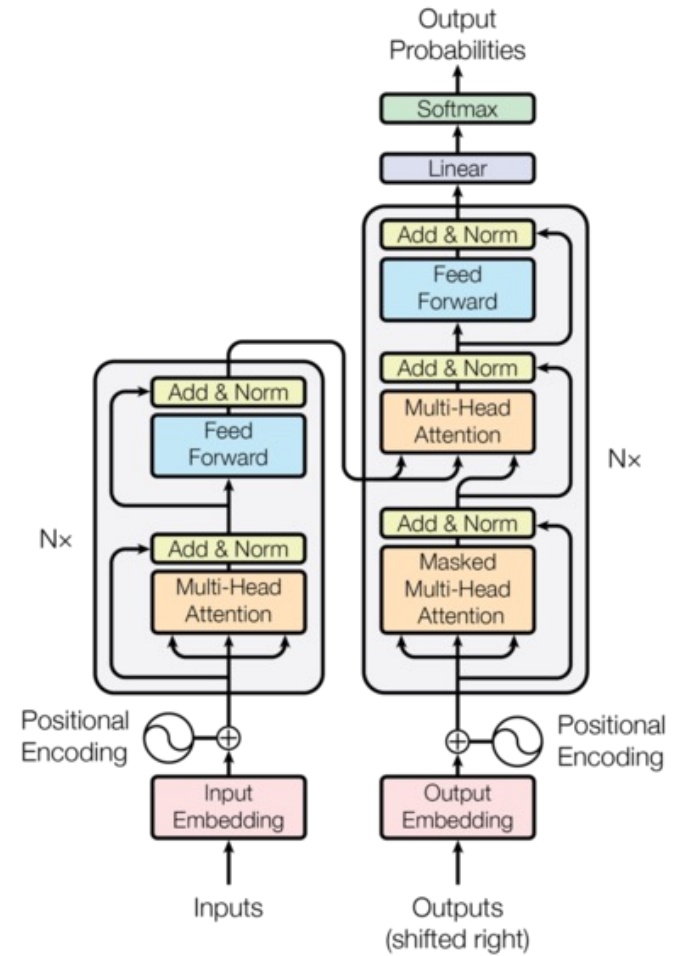
# Transformers Ingest Tokens

- Transformers map 1D sequences of vectors to 1D sequences of vectors known as tokens
  - Tokens describe a "piece" of data – e.g., a word
- What output sequence?
  - Option 1: next token => GPT
  - Option 2: pool (e.g., sum-pool) to get sequence level-embedding (e.g., for classification task)



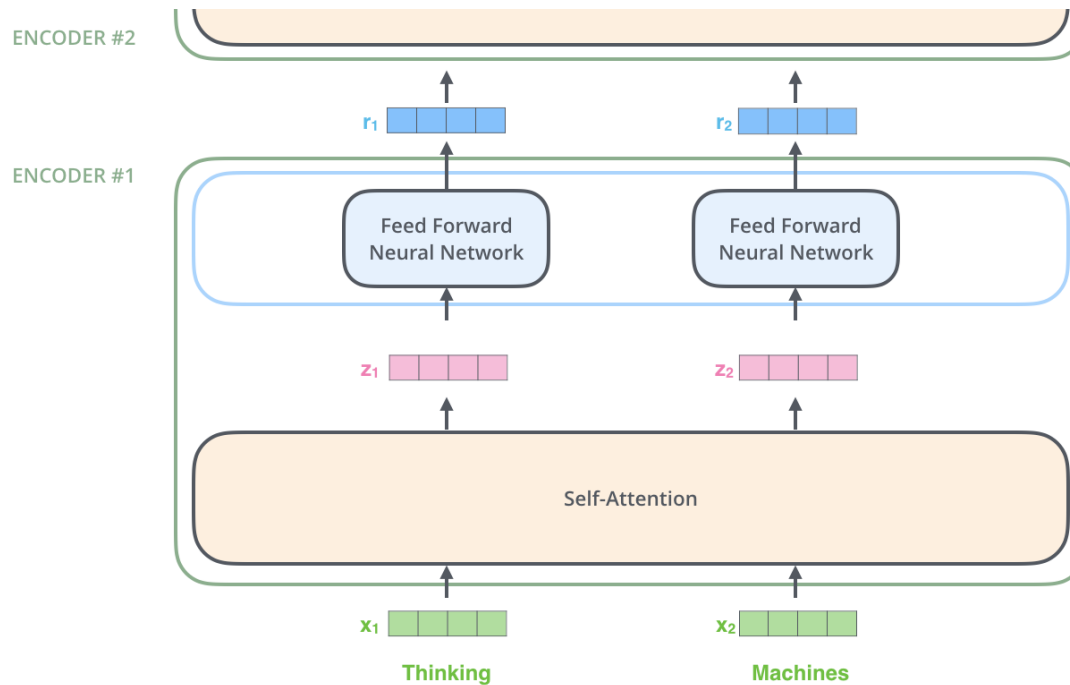
# Transformer Blueprint

- How are tokens processed?
- Lots of components
  - Normalization
  - Feed forward networks
  - Positional encoding (more later)
  - **Multi-head self-attention**
- **What does self-attention block do?**



# Self-attention

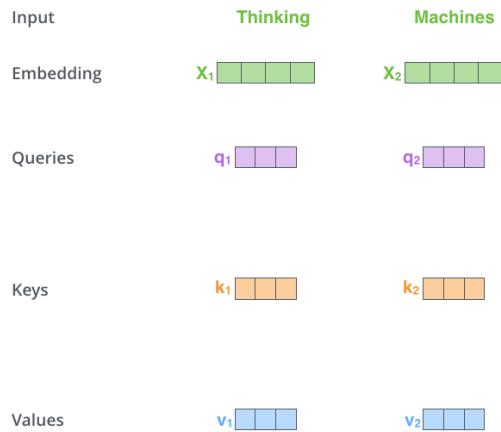
- Before “multi-head” self-attention, what is “single head” self-attention?



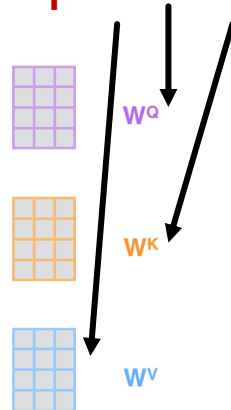
# Self-attention

- **Step 1:** compute “key, value, query” for each input

## Step 1

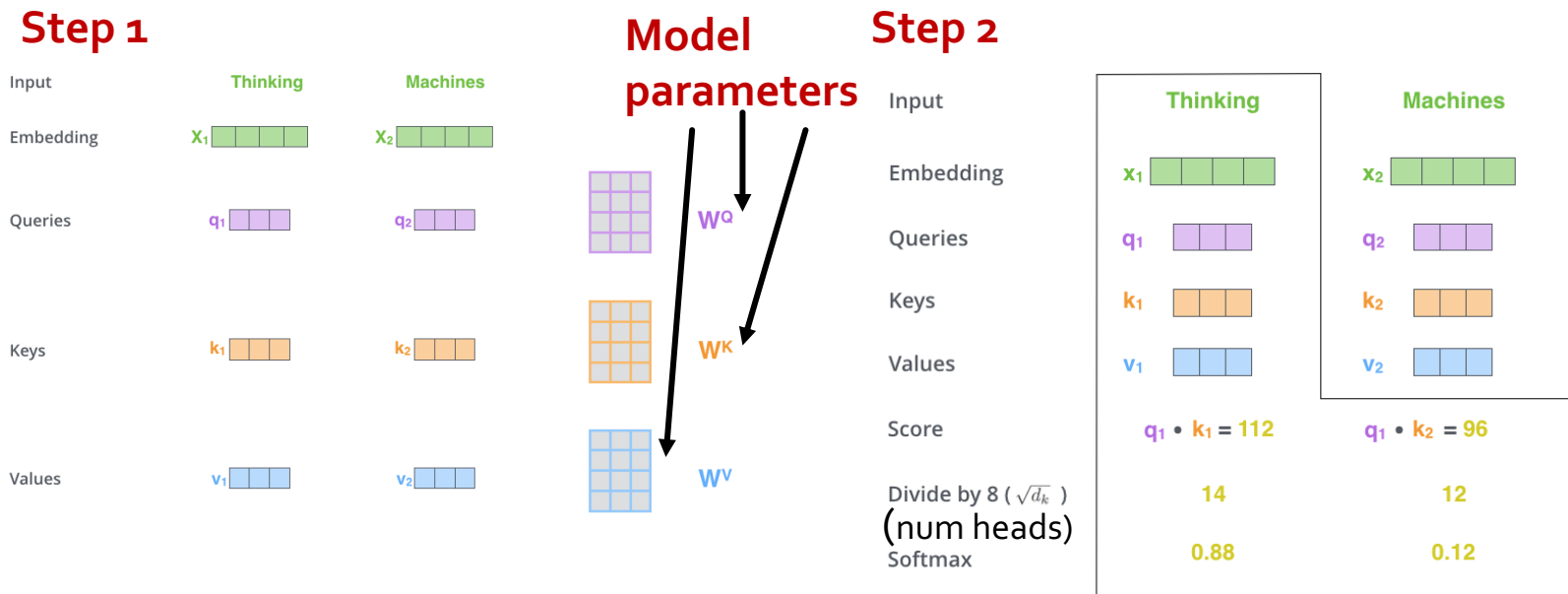


## Model parameters



# Self-attention

- **Step 1:** compute “key, value, query” for each input
- **Step 2 (just for  $x_1$ ):** compute scores between pairs, turn into probabilities (same for  $x_2$ )

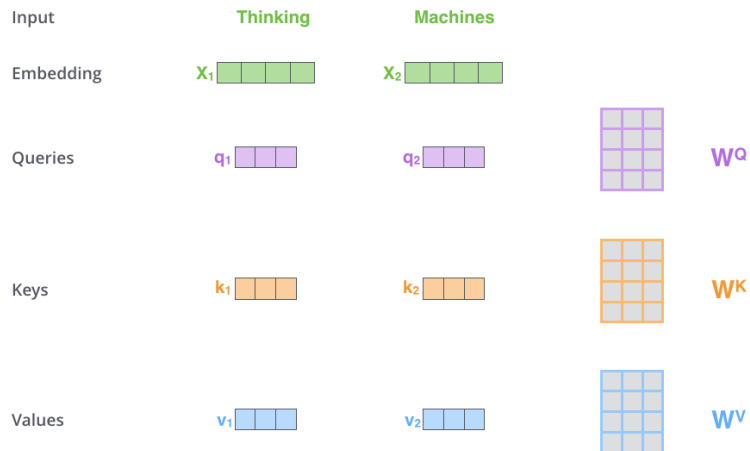




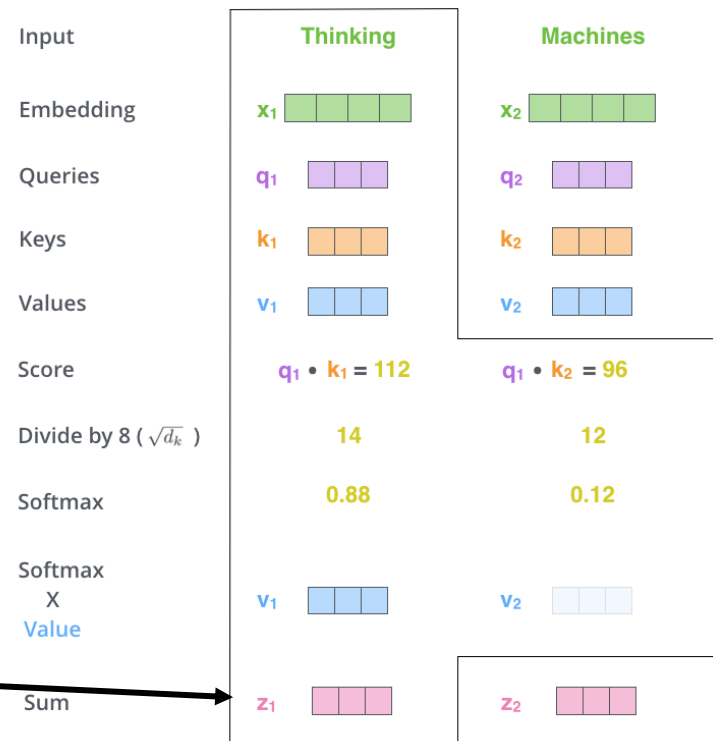
# Self-attention

- **Step 1:** compute “key, value, query” for each input
- **Step 2 (just for  $x_1$ ):** compute scores between pairs, turn into probabilities (same for  $x_2$ )
- **Step 3:** get new embedding  $z_1$  by weighted sum of  $v_1, v_2$

## Step 1



## Step 2



## Step 3

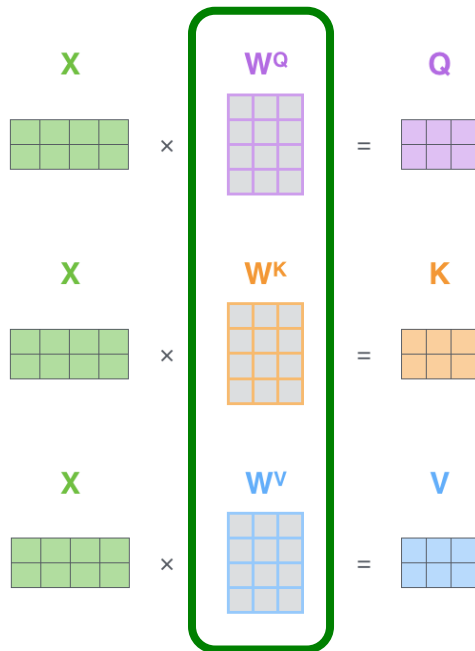
$$z_1 = 0.88v_1 + 0.12v_2$$

See: Illustrated Transformer tutorial, <https://jalammr.github.io/illustrated-transformer/>

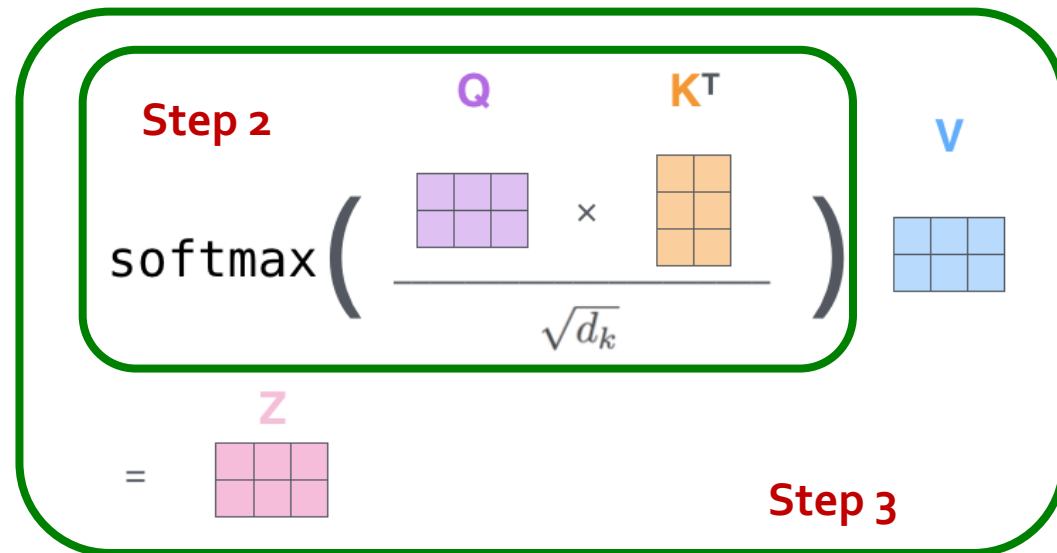
# Self-attention

- Same calculation in matrix form

Step 1



Model parameters

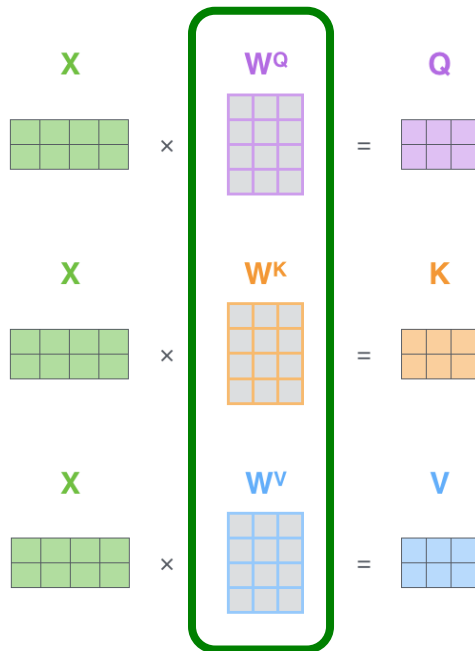


# Self-attention

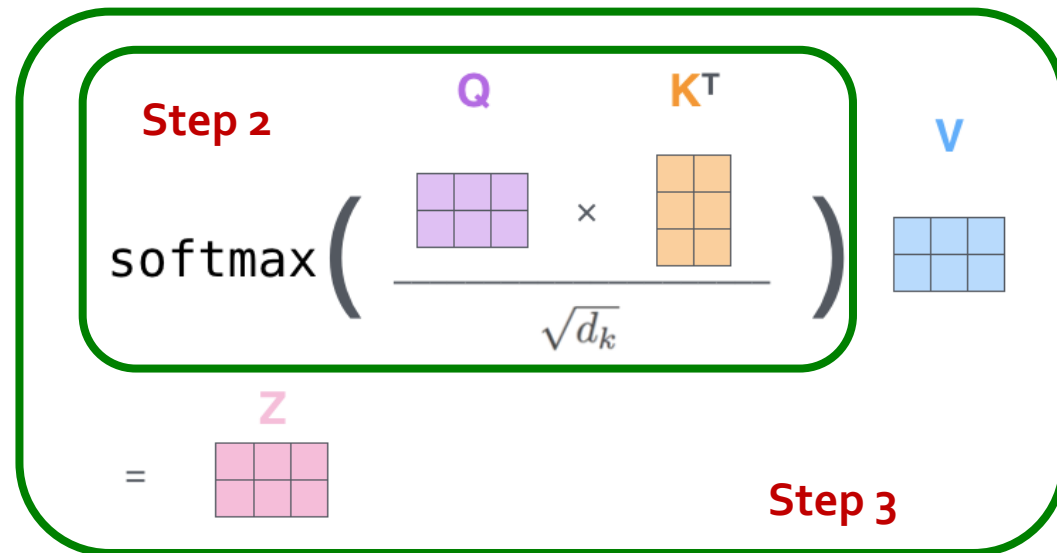
- Same calculation in matrix form

Jure: This slide is duplicated. Probably delete.

## Step 1



**Model parameters**



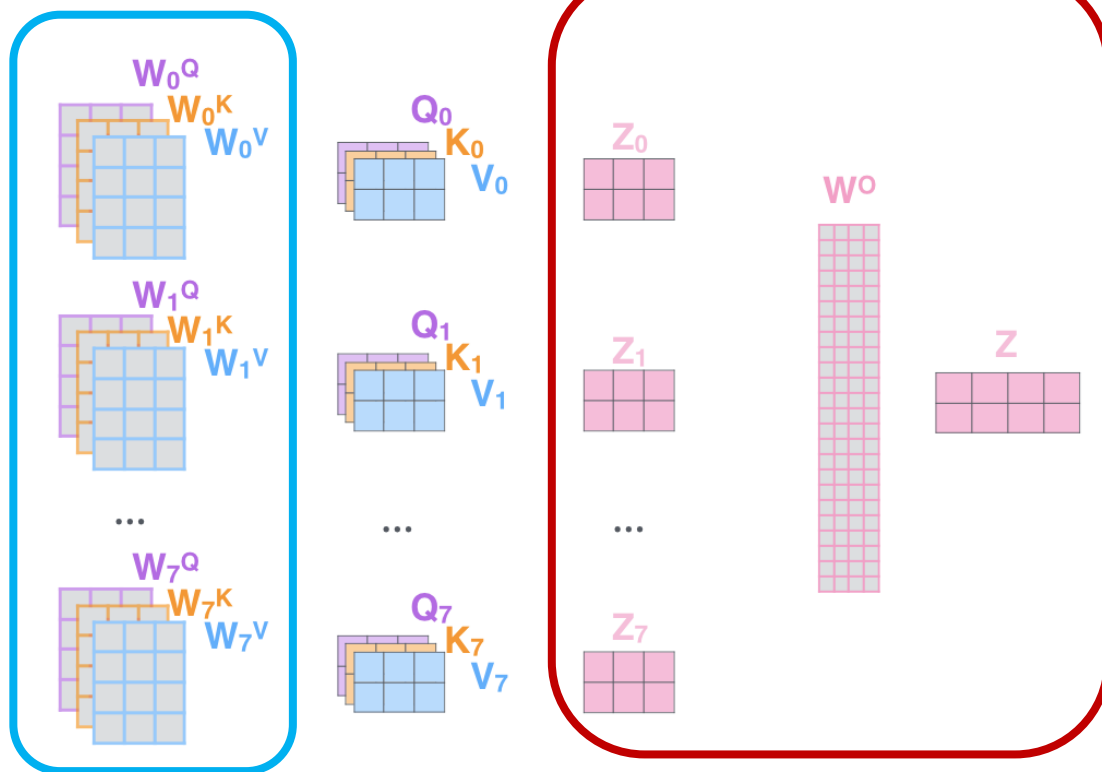
# Multi-head self-attention

- Do many self-attentions in parallel, and **combine**
- Different heads can learn different “similarities” between inputs
- Each has own set of parameters

Thinking  
Machines



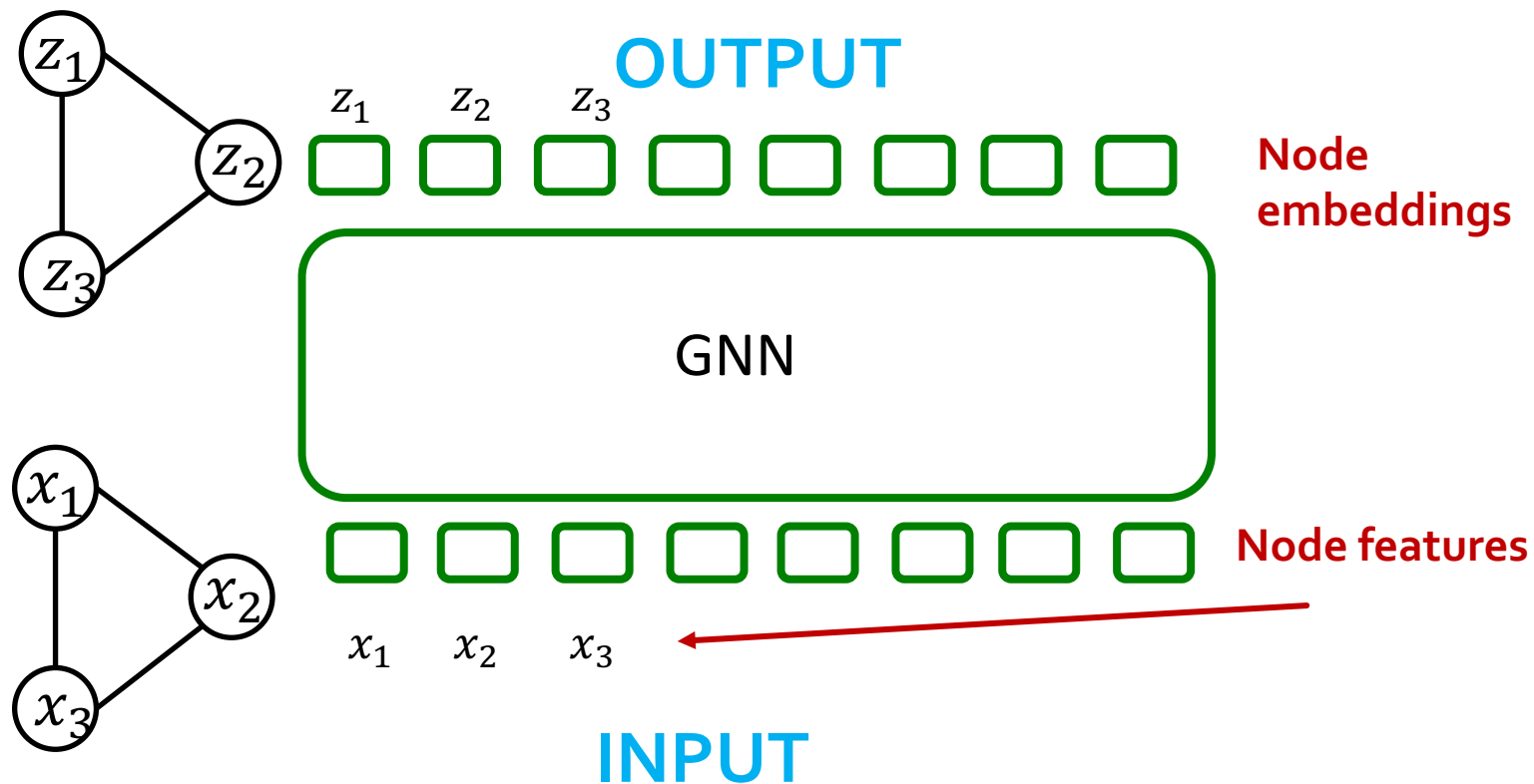
\* In all encoders other than #0,  
we don't need embedding.  
We start directly with the output  
of the encoder right below this one



See: Illustrated Transformer tutorial, <https://jalamar.github.io/illustrated-transformer/>

# Comparing Transformers and GNN

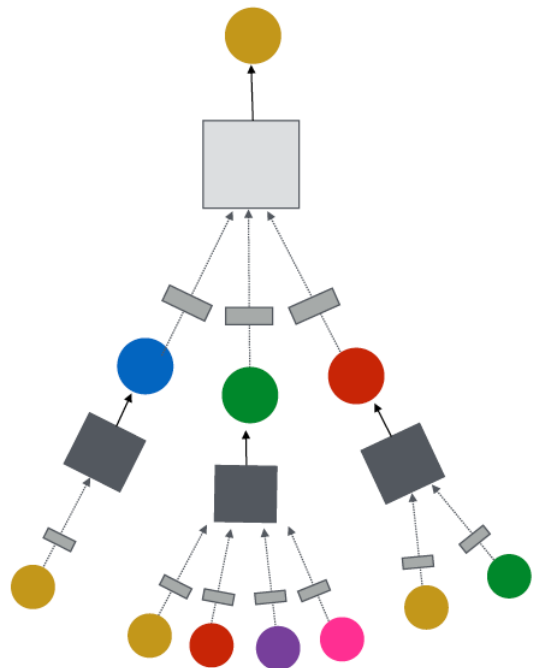
- **Similarity:** GNNs also take in a sequence of vectors (in no particular order) and output a sequence of embeddings
- **Difference:** GNNs use **message passing**, Transformer uses **self-attention**



# Comparing Transformers and GNN

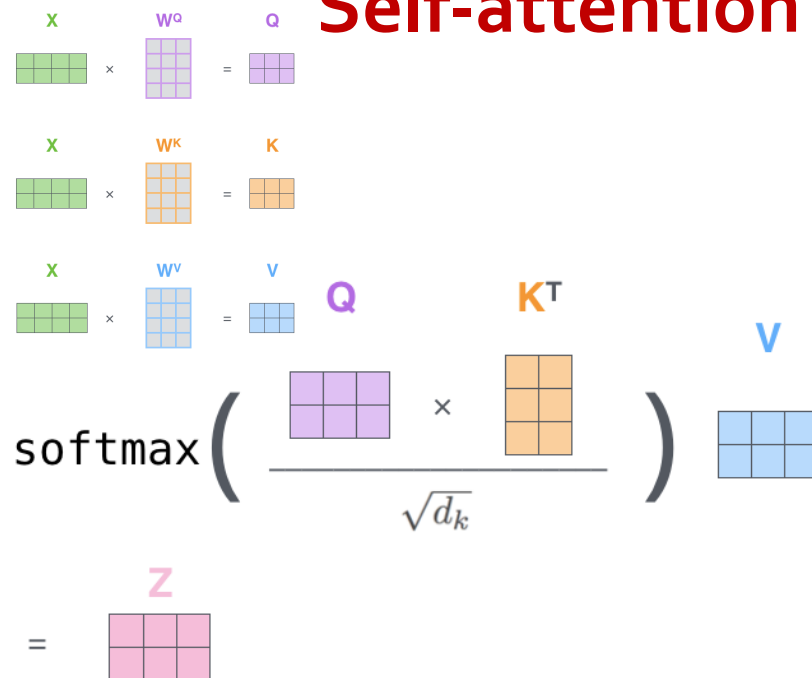
- **Difference:** GNNs use **message passing**, Transformer uses **self-attention**
- **Are self-attention and message passing really different?**

## Message Passing



Vs.

## Self-attention



# Stanford CS224W: Self-attention vs. message passing

CS224W: Machine Learning with Graphs  
Jure Leskovec, Stanford University  
<http://cs224w.stanford.edu>



# Interpreting the Self-Attention Update

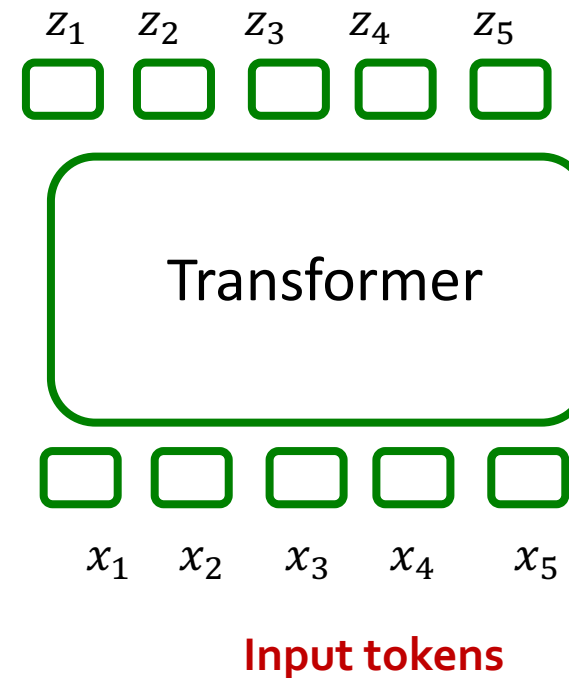
- Recall Formula for attention update:

$$\begin{aligned} \text{Att}(X) &= \text{softmax}(K^T Q)V \\ &= \text{softmax}\left((XW^K)^T (XW^Q)\right) XW^V \end{aligned}$$

Inputs stored row-wise

$$X = \left[ \text{--- } x_i \text{---} \right]$$

**OUTPUT**





# Interpreting the Self-Attention Update

- Recall Formula for attention update:

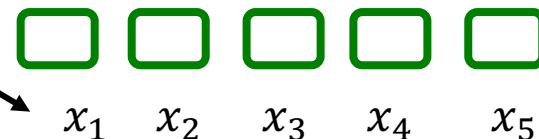
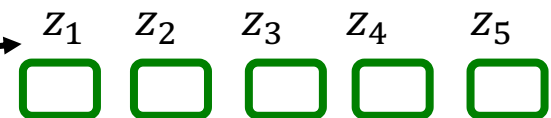
$$\begin{aligned} \text{Att}(X) &= \text{softmax}(K^T Q)V \\ &= \text{softmax}\left((XW^K)^T (XW^Q)\right) XW^V \end{aligned}$$

- This formula gives the embedding for **all tokens** simultaneously
- What if we simplify to just token  $x_1$ ?

Inputs stored row-wise

$$X = \left[ \text{--- } x_i \text{ ---} \right]$$

OUTPUT



Input tokens

# Interpreting the Self-Attention Update

- Recall Formula for attention update:

$$\begin{aligned} \text{Att}(X) &= \text{softmax}(K^T Q)V \\ &= \text{softmax}\left((XW^K)^T (XW^Q)\right) XW^V \end{aligned}$$

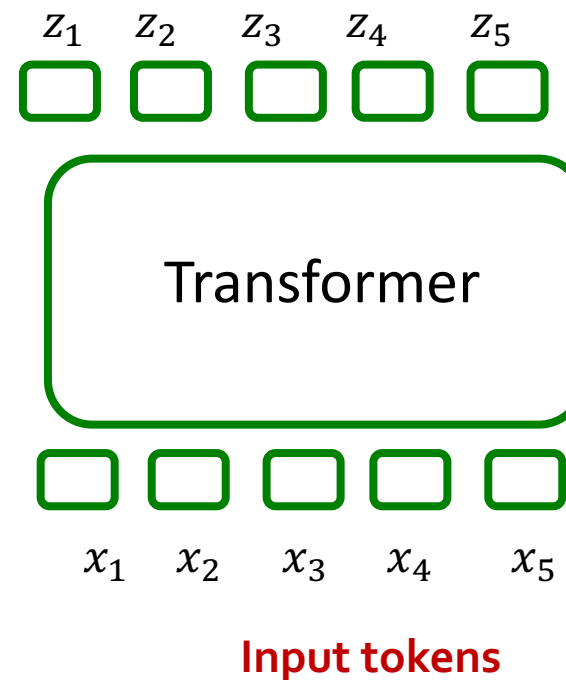
- This formula gives the embedding for **all tokens** simultaneously
- What if we simplify to just token  $x_1$ ?

$$z_1 = \sum_{j=1}^5 \text{softmax}_j(q_1^T k_j) v_j \quad \text{How to interpret this?}$$

Inputs stored row-wise

$$X = \begin{bmatrix} \text{---} x_i \text{---} \end{bmatrix}$$

OUTPUT



# Interpreting the Self-Attention Update

$$\text{Att}(X) = \text{softmax}(K^T Q)V$$

$$= \text{softmax}\left((XW^K)^T(XW^Q)\right)XW^V$$

Inputs stored row-wise

$$X = \left[ \text{--- } x_i \text{---} \right]$$

- This formula gives the embedding for **all tokens** simultaneously
- If we simplify to just token  $x_1$  what does the update look like?

$$z_1 = \sum_{j=1}^5 \text{softmax}_j(q_1^T k_j)v_j \quad \text{How to interpret this?}$$

- Steps for computing new embedding for token 1:

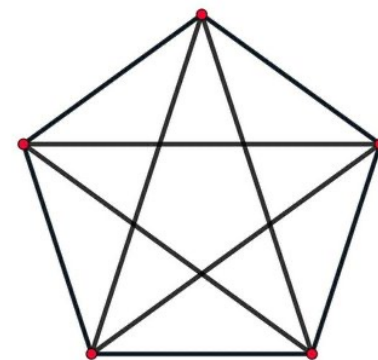
- **1. Compute message from j:**  $\text{MSG}(x_j) = (v_j, k_j) = (W^V x_j, W^K x_j)$

- **2. Compute query for 1:**  $q_1 = W^Q x_1$

- **3. Aggregate all messages:**  $\text{Agg}(\{\text{MSG}(x_j):j\}, q_1) = \sum_{j=1}^n \text{softmax}_j(q_1^T k_j)v_j$

# Self-Attention as Message Passing

- Takeaway: **Self-attention can be written as message + aggregation – i.e., it is a GNN!**
- But so far there is no graph – just tokens.
  - So what graph is this a GNN on?
- Clearly tokens = nodes, but what are the edges?
- Key observation:**
  - Token 1 depends on (receives “messages” from) all other tokens
  - **the graph is fully connected!**
- Alternatively: if you only sum over  $j \in N(i)$  you get ~GAT**



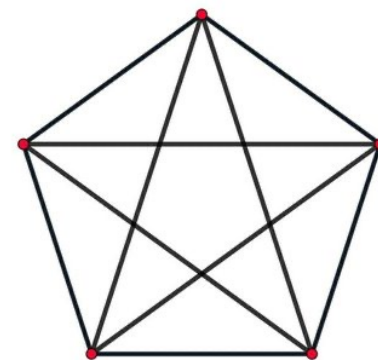
$$z_1 = \sum_{j=1}^5 \text{softmax}_j(q_1^T k_j) v_j$$

- Steps for computing new embedding for token 1:

- 1. Compute message from j:**  $MSG(x_j) = (v_j, k_j) = (W^V x_j, W^K x_j)$
- 2. Compute query for 1:**  $q_1 = W^Q x_1$
- 3. Aggregate all messages:**  $Agg(\{MSG(x_j): j\}, q_1) = \sum_{j=1}^n \text{softmax}_j(q_1^T k_j) v_j$

# Self-Attention as Message Passing

- **Takeaway 1:** Self-attention is a special case of message passing
- **Takeaway 2:** It is message passing on the fully connected graph
- **Takeaway 3:** Given a graph  $G$ , if you constrain the self-attention softmax to only be over  $j$  adjacent to  $i$  nodes, you get  $\sim$ GAT!



- Steps for computing new embedding for token 1:

- **1. Compute message from j:**  $MSG(x_j) = (v_j, k_j) = (W^V x_j, W^K x_j)$
- **2. Compute query for 1:**  $q_1 = W^Q x_1$
- **3. Aggregate all messages:**  $Agg(\{MSG(x_j): j\}, q_1) = \sum_{j=1}^n softmax_j(q_1^T k_j) v_j$

# Plan for Today

- **Part 1:**
  - Introducing Transformers
  - Relation to message passing GNNs
- **Part 2:**
  - A new design landscape for graph Transformers
- **Part 3:**
  - Sign invariant Laplacian positional encodings for graph Transformers

# Stanford CS224W: A New Design Landscape for Graph Transformers

CS224W: Machine Learning with Graphs

Jure Leskovec, Stanford University

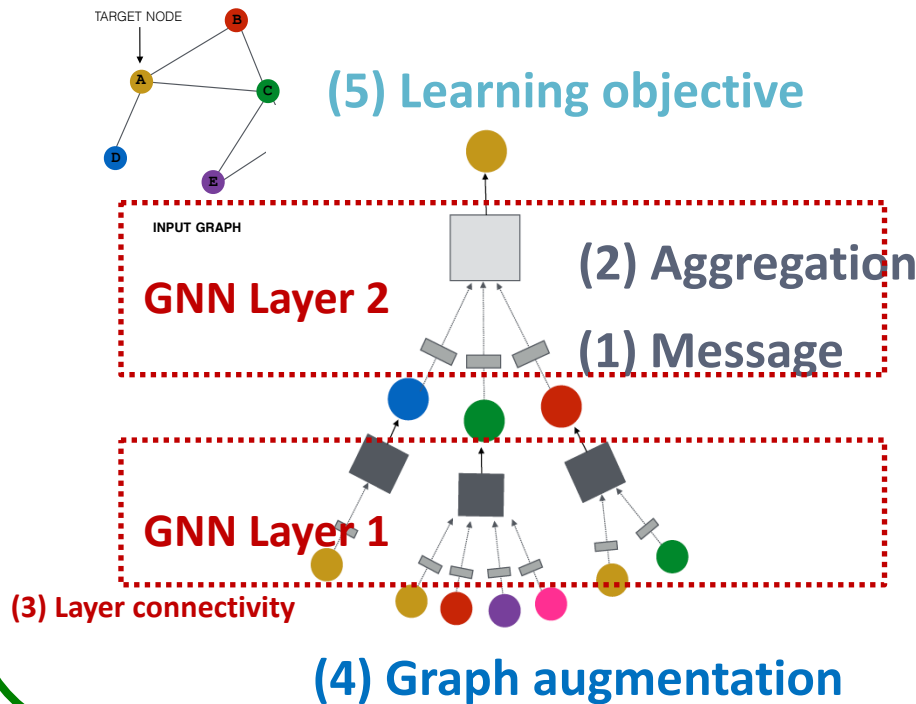
<http://cs224w.stanford.edu>



# Recap: A General GNN Framework

- We know a lot about the design space of GNNs
- **What does the corresponding design space for Graph Transformers look like?**

## GNN design space



## Graph Transformer design space

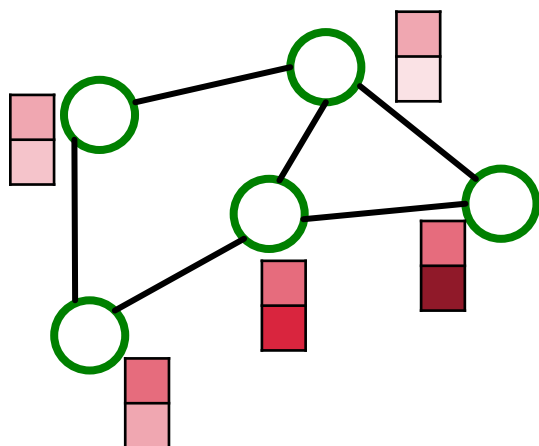





# Processing Graphs with Transformers

- We start with graph(s)
- How to input a graph into a Transformer?

START



?



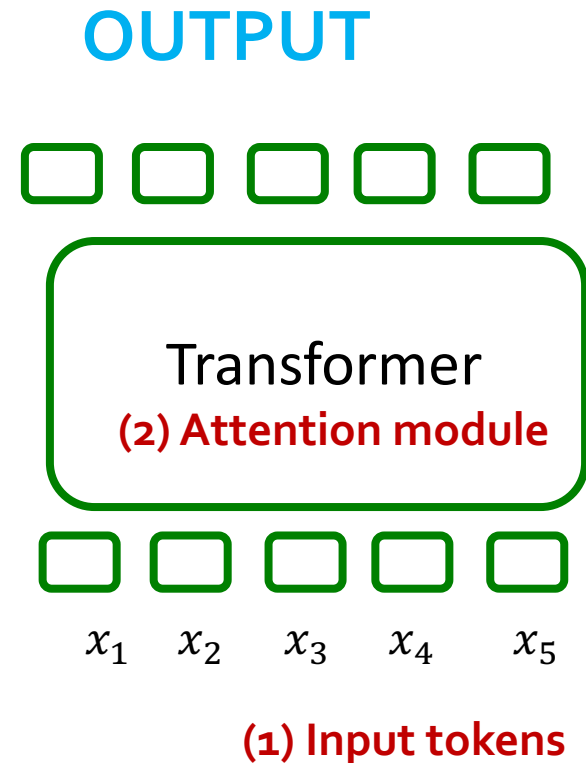
OUTPUT



$x_1$   $x_2$   $x_3$   $x_4$   $x_5$

# Components of a Transformer

- To understand how to process graphs with Transformers we must:
  - Understand the key components of the Transformer. Seen already:
    - 1) tokenizing,
    - 2) self-attention
  - Decide how to make suitable **graph versions** of each



# A final key piece: token ordering

- There is one other key missing piece we have not yet discussed...

# A final key piece: token ordering

- There is one other key missing piece we have not yet discussed ...

- **First recall update formula** 
$$z_1 = \sum_{j=1}^5 \text{softmax}_j(q_1^T k_j) v_j$$

- **Key Observation: order of tokens does not matter!!!**

# A final key piece: token ordering

- There is one other key missing piece we have not yet discussed ...

- First recall update formula**

$$z_1 = \sum_{j=1}^5 \text{softmax}_j(q_1^T k_j) v_j$$

- Key Observation: order of tokens does not matter!!!**

$z_1$   $z_2$   $z_3$   $z_4$   $z_5$   $z_6$   $z_7$   $z_8$

Transformer

$x_1$   $x_2$   $x_3$   $x_4$   $x_5$   $x_6$   $x_7$   $x_8$

The cat sat on the mat and sang

Outputs swap, but do not otherwise change

$z_2$   $z_1$   $z_3$   $z_4$   $z_5$   $z_6$   $z_7$   $z_8$

Transformer

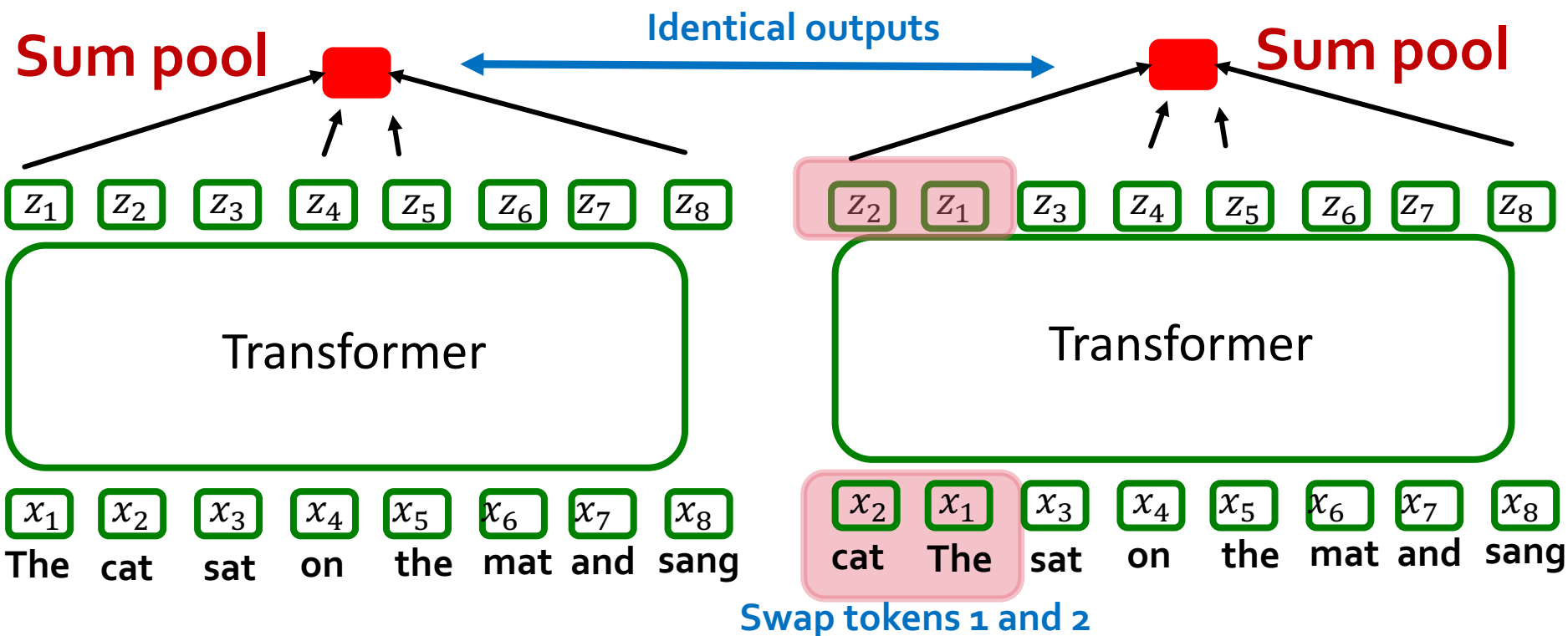
$x_2$   $x_1$   $x_3$   $x_4$   $x_5$   $x_6$   $x_7$   $x_8$

cat The sat on the mat and sang

Swap tokens 1 and 2

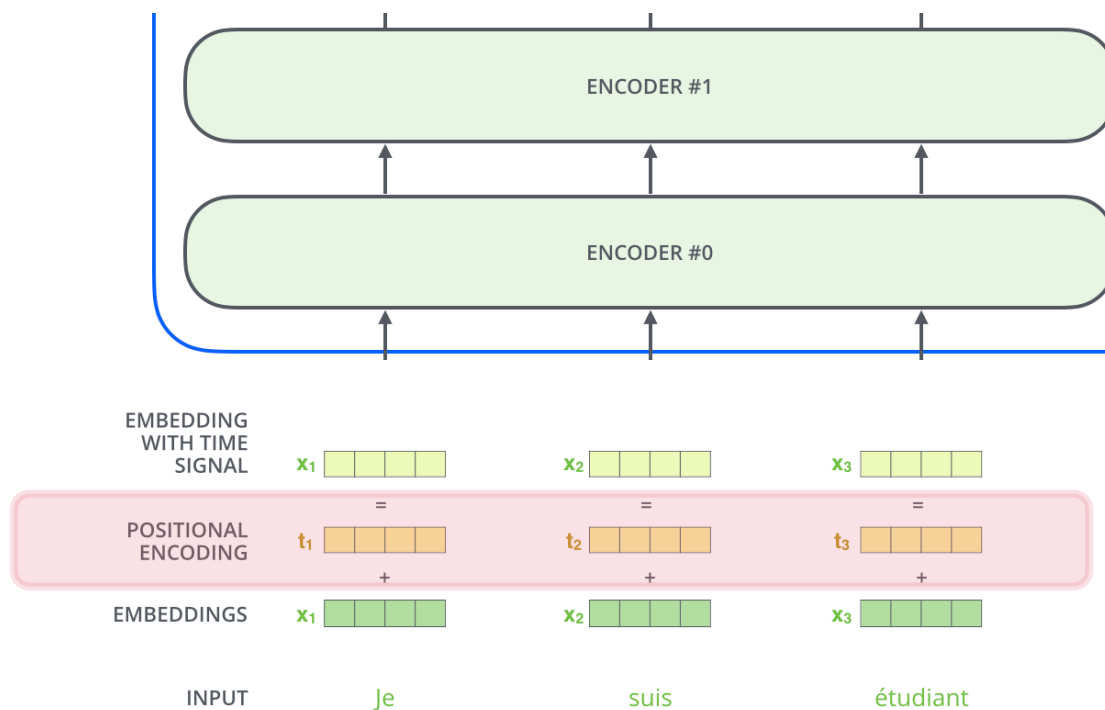
# A final key piece: Token ordering

- **This is a problem**
- **Same predictions** no matter what order the words are in!  
(A “bag of words” prediction model)...
  - How to fix?



# Positional Encodings

- Transformer doesn't know order of inputs
- Extra **positional** features needed so it knows that
  - Je = word 1,
  - suis = word 2
  - etc.
- For NLP, positional encoding vectors are learnable parameters

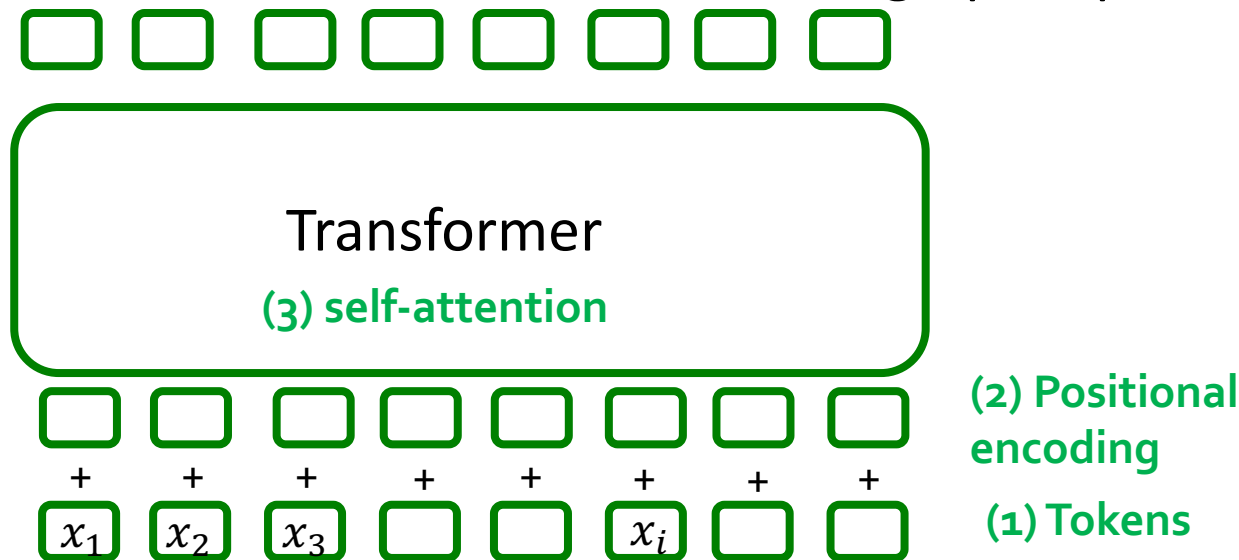


# Components of a Transformer

- Key components of Transformer
  - (1) tokenizing
  - (2) positional encoding
  - (3) self-attention

## How to choose these for graph data?

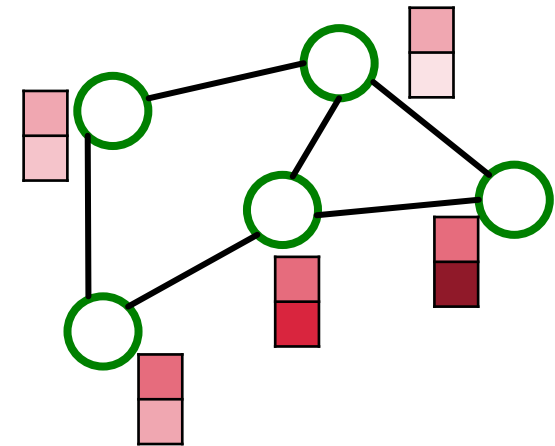
- **Key question:** What should these be for a graph input?





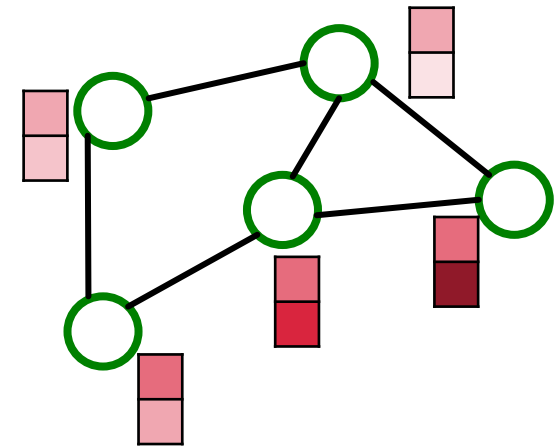
# Processing Graphs with Transformers

- A graph Transformer must take the following inputs:
  - (1) Node features?
  - (2) Adjacency information?
  - (3) Edge features?
- Key components of Transformer
  - (1) tokenizing
  - (2) positional encoding
  - (3) self-attention



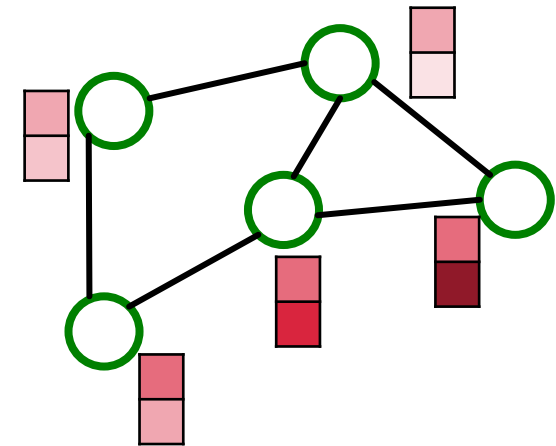
# Processing Graphs with Transformers

- A graph Transformer must take the following inputs:
  - (1) Node features?
  - (2) Adjacency information?
  - (3) Edge features?
- Key components of Transformer
  - (1) tokenizing
  - (2) positional encoding
  - (3) self-attention
- There are many ways to do this
- Different approaches correspond to different “matchings” between graph inputs (1), (2), (3) transformer components (1), (2), (3)



# Processing Graphs with Transformers

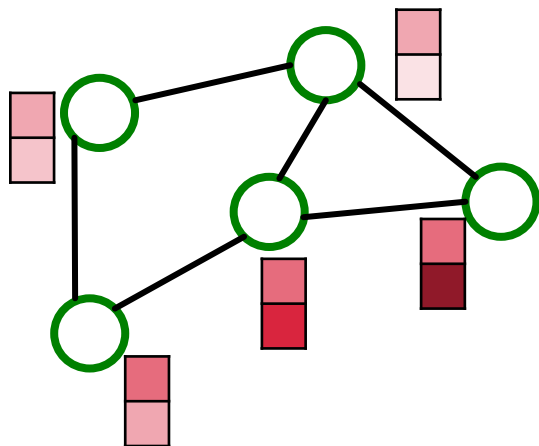
- A graph Transformer must take the following inputs:
    - (1) Node features?
    - (2) Adjacency information?
    - (3) Edge features?
  - Key components of Transformer
    - (1) tokenizing
    - (2) positional encoding
    - (3) self-attention
- Today
- There are many ways to do this
  - Different approaches correspond to different “matchings” between graph inputs (1), (2), (3) transformer components (1), (2), (3)



# Nodes as Tokens

- **Q1: what should our tokens be?**
- **Sensible Idea:** node features = input tokens
- This matches the setting for the “attention is message passing on the fully connected graph” observation

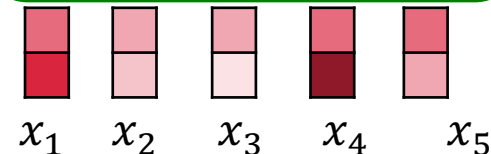
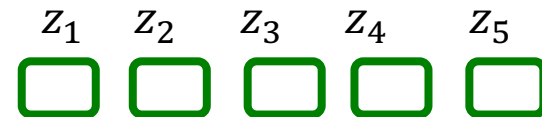
START



?



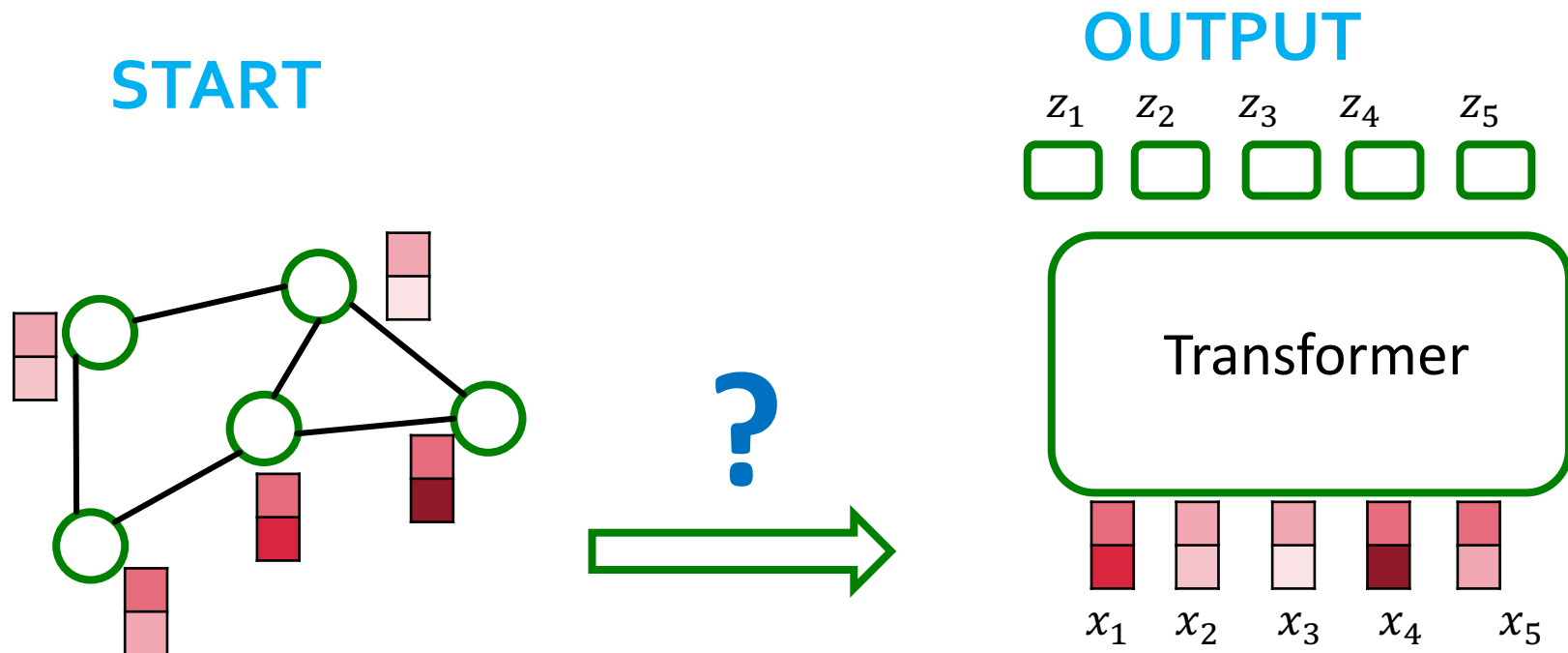
OUTPUT



(1) Input tokens = Node features

# Processing Graphs with Transformers

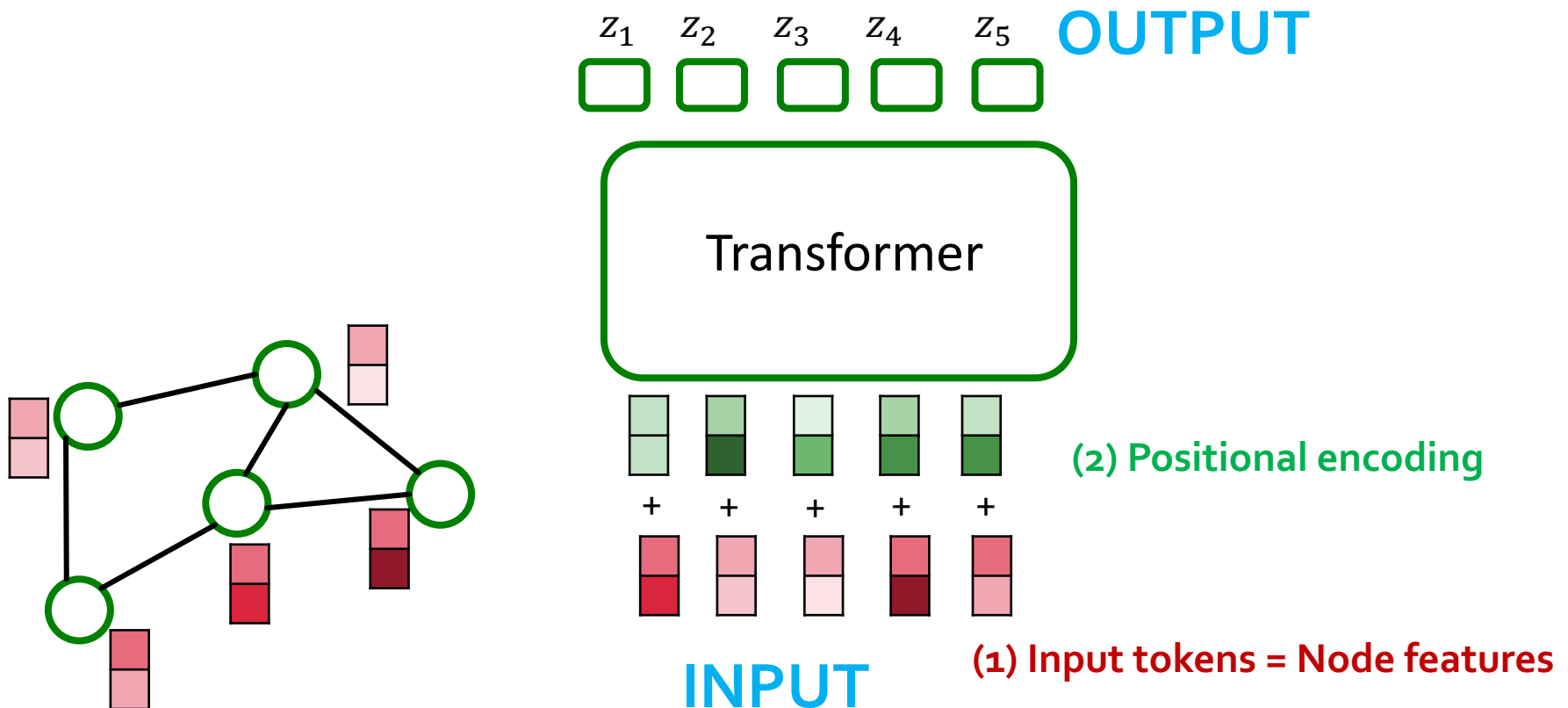
- **Problem? We completely lose adjacency info!**
- **How to also inject adjacency information?**



(1) Input tokens = Node features

# How to Add Back Adjacency Info?

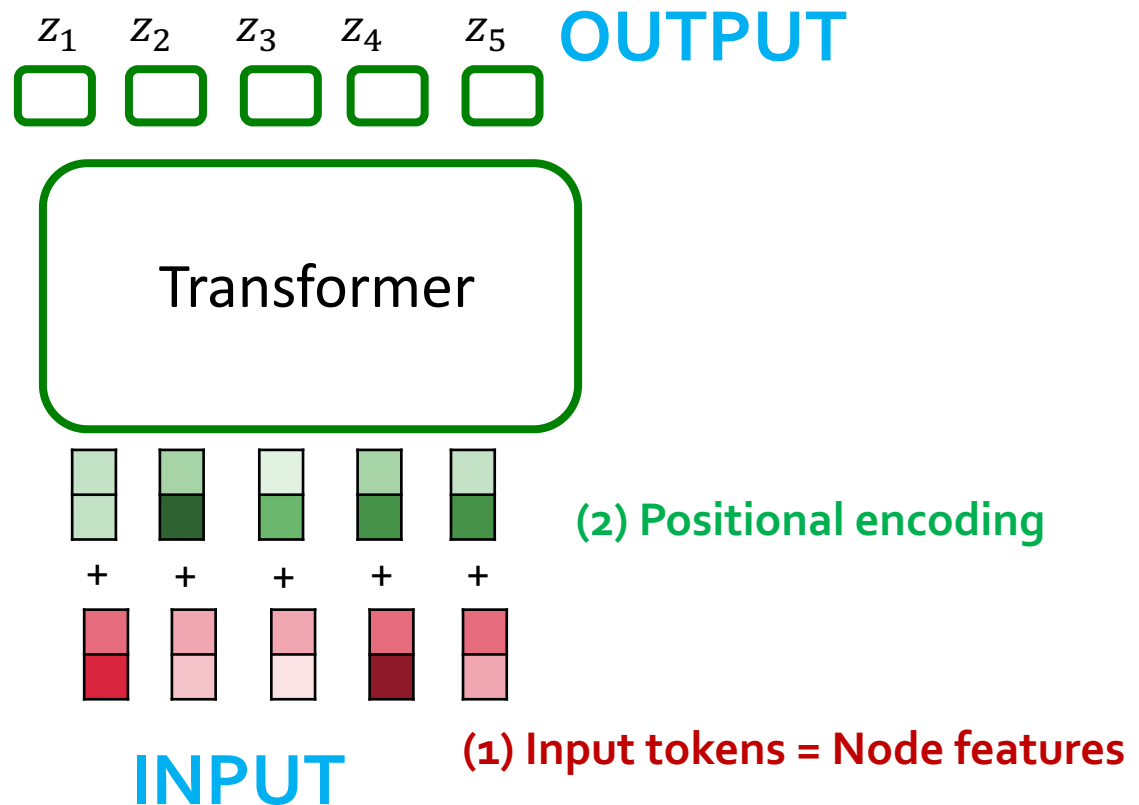
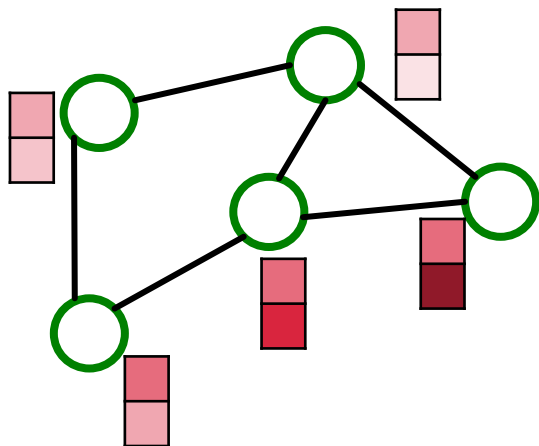
- **Idea:** Encode adjacency info in the **positional encoding** for each node
- Positional encoding describes **where** a node is in the graph



# How to Add Back Adjacency Info?

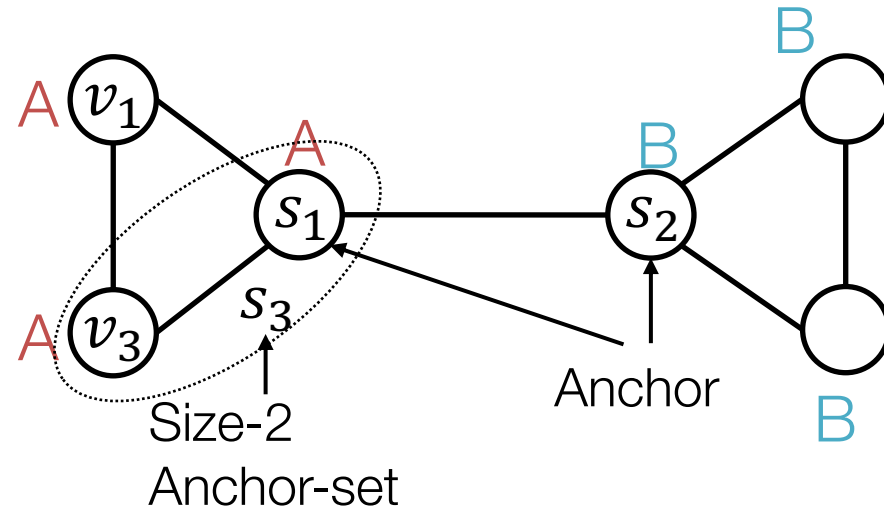
- **Idea:** Encode adjacency info in the **positional encoding** for each node
- Positional encoding describes **where** a node is in the graph

**Q2: How to design a good positional encoding?**



# Option 1: relative distances

- **Last lecture:** positional encoding based on relative distances
- Similar methods based on **random walks**
- **This is a good idea!** It works well in many cases
- Especially strong for tasks that require **counting cycles**



Positional encoding for node  $v_1$



=

Relative Distances

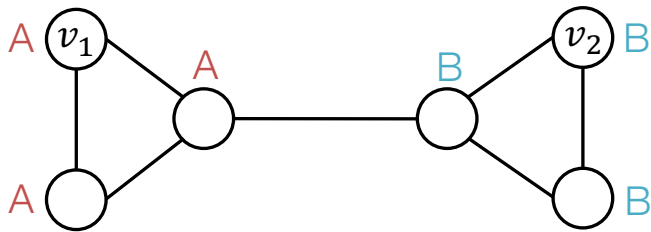
	$s_1$	$s_2$	$s_3$
$v_1$	1	2	1
$v_3$	1	2	0

Anchor  $s_1, s_2$  cannot differentiate node  $v_1, v_3$ , but anchor-set  $s_3$  can

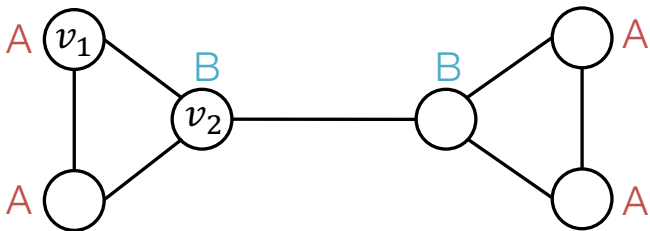


# Option 1: Relative distances

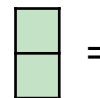
- **Last lecture:** Relative distances useful for position-aware task



- **But not suited to** structure-aware tasks



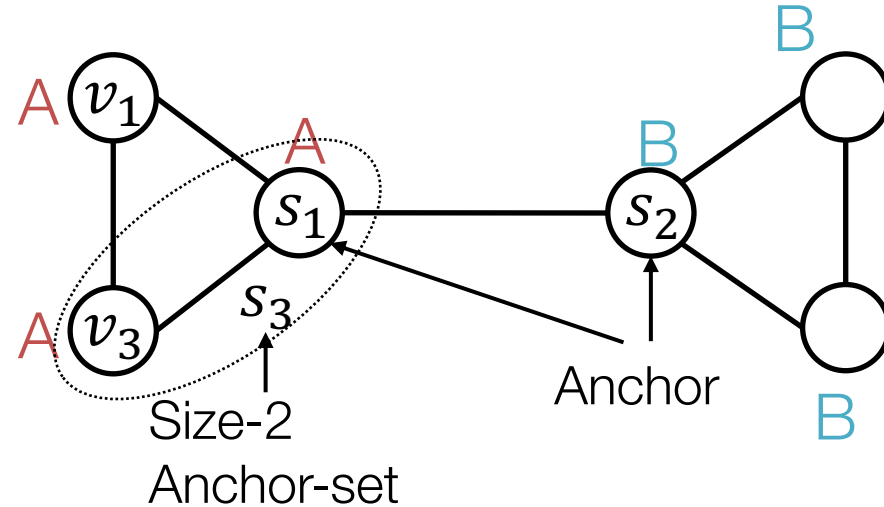
Positional encoding for node  $v_1$



Relative Distances

	$s_1$	$s_2$	$s_3$
$v_1$	1	2	1
$v_3$	1	2	0

Anchor  $s_1, s_2$  cannot differentiate node  $v_1, v_3$ , but anchor-set  $s_3$  can

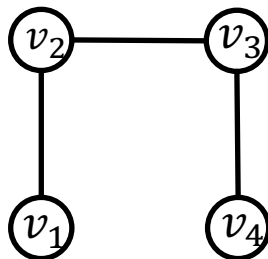


# Option 2: Laplacian Eigenvector Positional Encodings

- What other ways to make positional encoding?

# Laplacian Eigenvector Positional Encodings

- **What other ways to make positional encoding?**
- Draw on knowledge of **Graph Theory** (many useful and powerful tools)
- **Key object:** Laplacian Matrix  **$L = \text{Degrees} - \text{Adjacency}$** 
  - Each graph has its own Laplacian matrix
  - Laplacian encodes the graph structure
  - Several Laplacian variants that add degree information differently



$L =$

1	0	0	0
0	2	0	0
0	0	2	0
0	0	0	1

**Degree of each node**

$-$

0	1	0	0
1	0	1	0
0	1	0	1
0	0	1	0

**Adjacency**

# Laplacian Eigenvector Positional Encodings

- Laplacian matrix captures graph structure
- **Its eigenvectors inherit this structure**
- This is important because eigenvectors are vectors (!) and so can be fed into a Transformer
- Eigenvectors with small eigenvalue = local structure, large eigenvalue = global symmetries

Refresher

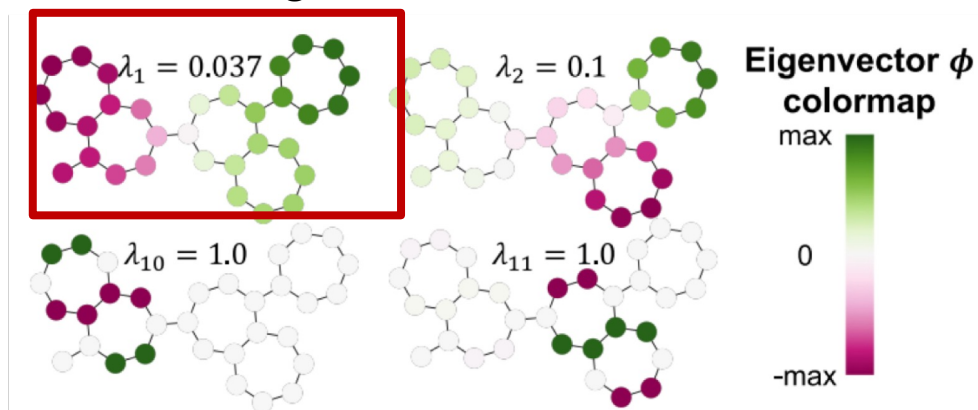
Eigenvector:  $v$  such that  $Lv = \lambda v$

$L$ :  $n \times n$  matrix

$v$ :  $n$  dimensional vector

$\lambda$ : Scalar eigenvalue

Visualize one eigenvector

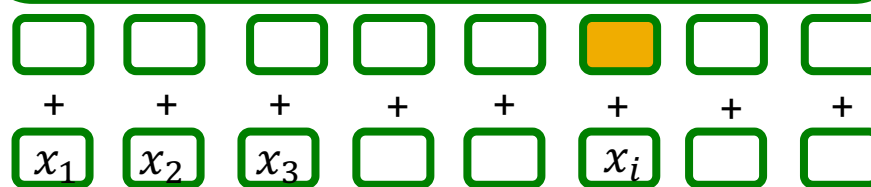
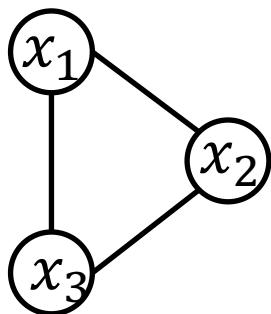
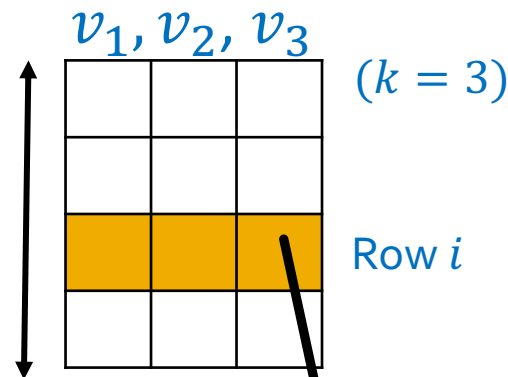


(Figure from Kreuzer\* and Beaini\* et al. 2021)

# Laplacian Eigenvector Positional Encodings

## Positional encoding steps:

- 1. compute  $k$  eigenvectors
- 2. Stack into matrix:
- 3.  $i$ th row is positional encoding for node  $i$



Positional encoding features

Node features

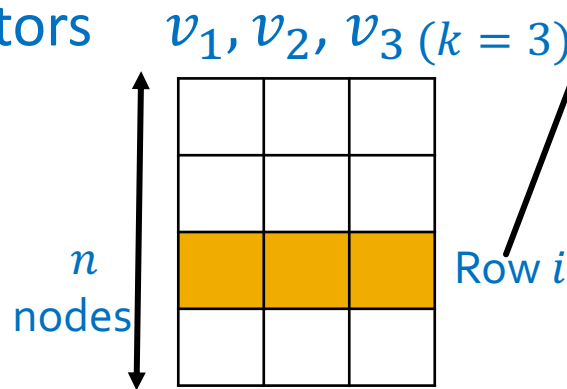
# Summary: Laplacian Eigenvector Positional Encodings

- Laplacian Matrix  $L = \text{Degrees} - \text{Adjacency}$

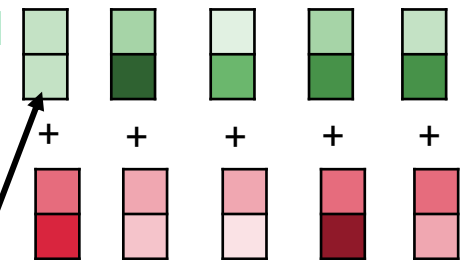
Eigenvector:  $v$  such that  $Lv = \lambda v$

- **Positional encoding steps:**

- 1. compute  $k$  eigenvectors
- 2. Stack into matrix:
- 3.  $i$ th row is positional encoding for node  $i$



(2) Positional encoding



INPUT

- Laplacian Eigenvector positional encodings can also be used with message-passing GNNs
  - This helps for same reasons as relative-distance based positional encodings in previous lecture

# Laplacian Eigenvectors in Practice

- Task: given a graph, predict YES if it has a cycle, NO otherwise
- Recall, message-passing cannot solve this task!
- “PE” indicates using Laplacian Eigenvector Pos. Enc.

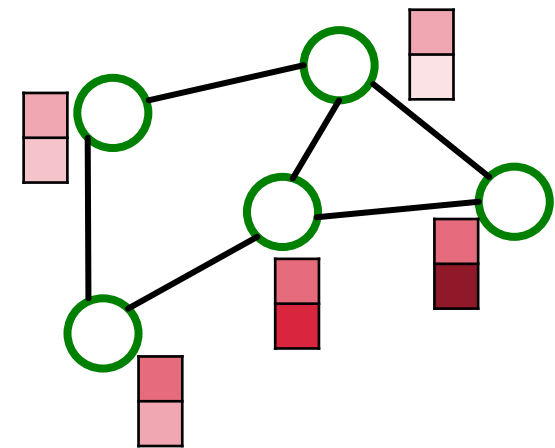
Train samples →			200	500	1000	5000
Model	$L$	#Param	Test Acc±s.d.			
GIN	4	100774	70.585±0.636	74.995±1.226	78.083±1.083	86.130±1.140
GIN-PE	4	102864	<b>86.720±3.376</b>	<b>95.960±0.393</b>	<b>97.998±0.300</b>	<b>99.570±0.089</b>
GatedGCN	4	103933	50.000±0.000	50.000±0.000	50.000±0.000	50.000±0.000
GatedGCN-PE	4	105263	<b>95.082±0.346</b>	<b>96.700±0.381</b>	<b>98.230±0.473</b>	<b>99.725±0.027</b>

# Processing Graphs with Transformers

- A graph Transformer must take the following inputs:
  - (1) Node features?
  - (2) Adjacency information?
  - (3) Edge features?
- Key components of Transformer
  - (1) tokenizing
  - (2) positional encoding
  - (3) self-attention

So far

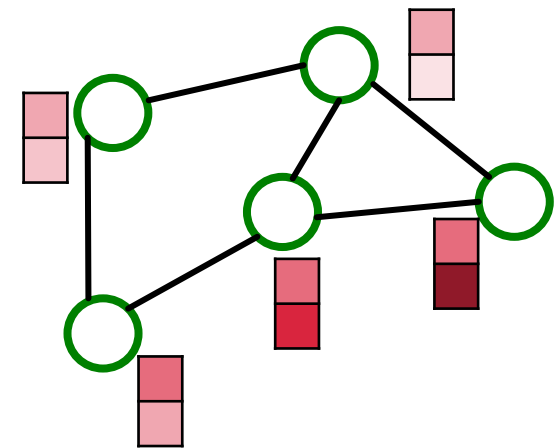
- There are many ways to do this
- Different approaches correspond to different “matchings” between graph inputs (1), (2), (3) transformer components (1), (2), (3)





# Processing Graphs with Transformers

- A graph Transformer must take the following inputs:
    - (1) Node features?
    - (2) Adjacency information?
    - (3) Edge features?
  - Key components of Transformer
    - (1) tokenizing
    - (2) positional encoding
    - (3) self-attention
- Left to do**
- There are many ways to do this
  - Different approaches correspond to different “matchings” between graph inputs (1), (2), (3) transformer components (1), (2), (3)



# Edge Features in Self-Attention

- Not clear how to add edge features in the tokens or positional encoding
- How about in the attention?  $Att(X) = softmax(K^T Q)V$
- $[k_{ij}] = K^T Q$  is an  $n \times n$  matrix. Entry  $k_{ij}$  describes “how much” token  $j$  contributes to the update of token  $i$

[Do Transformers Really Perform Bad for Graph Representation?](#) Ying et al. NeurIPS 2021

# Edge Features in Self-Attention

- Not clear how to add edge features in the tokens or positional encoding
  - How about in the attention?  $Att(X) = softmax(K^T Q)V$
  - $[k_{ij}] = K^T Q$  is an  $n \times n$  matrix. Entry  $k_{ij}$  describes “how much” token  $j$  contributes to the update of token  $i$
- **Idea: adjust  $k_{ij}$  based on edge features. Replace with  $k_{ij} + c_{ij}$  where  $c_{ij}$  depends on the edge features**

[Do Transformers Really Perform Bad for Graph Representation?](#) Ying et al. NeurIPS 2021

# Edge Features in Self-Attention

- Not clear how to add edge features in the tokens or positional encoding
- How about in the attention?  $Att(X) = softmax(K^T Q)V$
- $[k_{ij}] = K^T Q$  is an  $n \times n$  matrix. Entry  $k_{ij}$  describes “how much” token  $j$  contributes to the update of token  $i$

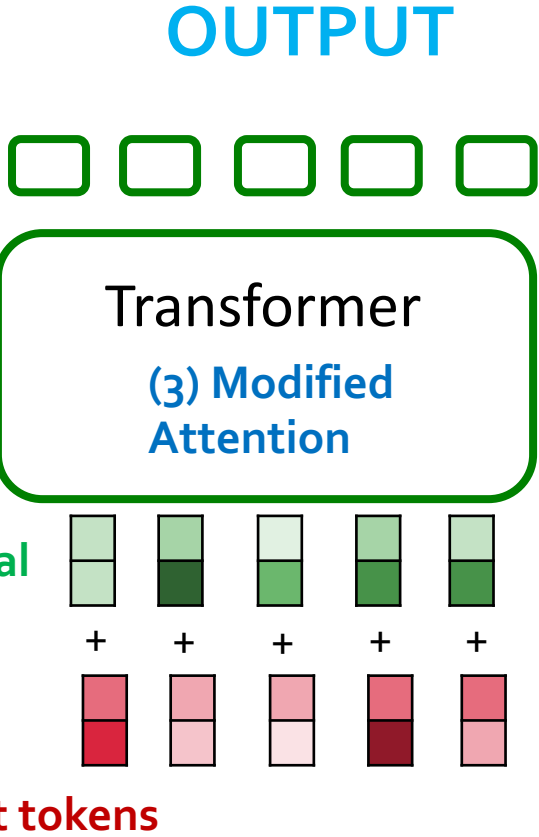
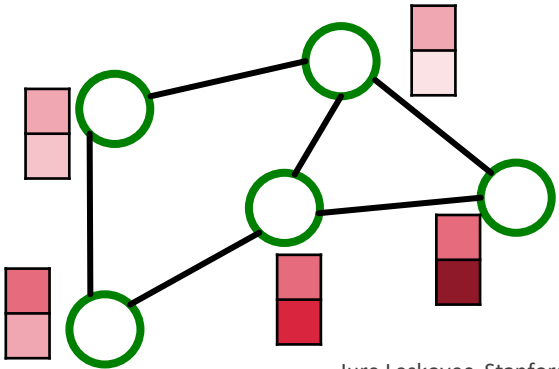
■ **Idea: adjust  $k_{ij}$  based on edge features. Replace with  $k_{ij} + c_{ij}$  where  $c_{ij}$  depends on the edge features**

- **Implementation:**
    - If there is an edge between  $i$  and  $j$  with features  $e_{ij}$ , define  $c_{ij} = w_1^T e_{ij}$
    - If there is no edge, find shortest edge path between  $i$  and  $j$  ( $e^1, e^2, \dots, e^N$ ) and define  $c_{ij} = \sum_n w_n^T e^n$
- Learned parameters  $w_1, \dots, w_N$**

[Do Transformers Really Perform Bad for Graph Representation?](#) Ying et al. NeurIPS 2021

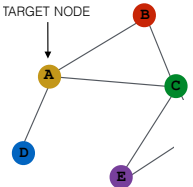
# Summary: Graph Transformer Design Space

- **(1) Tokenization**
  - Usually node features
  - Other options, such as subgraphs, and node + edge features (not discussed today)
- **(2) Positional Encoding**
  - Relative distances, or Laplacian eigenvectors
  - Gives Transformer adjacency structure of graph
- **(3) Modified Attention**
  - Reweight attention using edge features

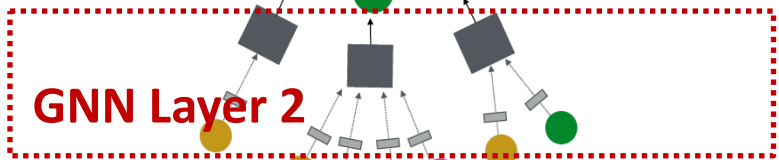
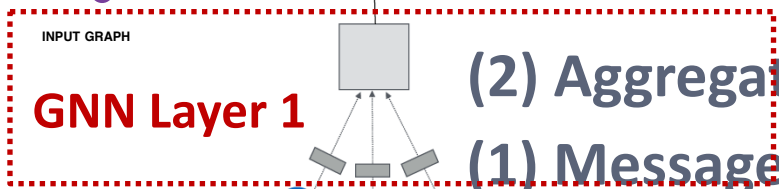


# Summary: Graph Transformer Design Space

## GNN design space



(5) Learning objective

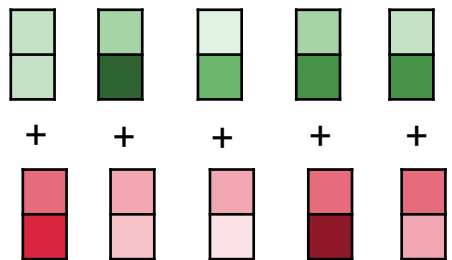


(4) Graph augmentation

## Graph Transformer design space



(2) Positional encoding



(1) Input tokens

# Plan for Today

- **Part 1:**
  - Introducing Transformers
  - Relation to message passing GNNs
- **Part 2:**
  - A new design landscape for graph Transformers
- **Part 3:**
  - Sign invariant Laplacian positional encodings for graph Transformers

**Jure:**

**The lecture is great! I like how nicely you explain the concepts and connect them!**

My sense is that you have a lot of material. If you cover the material till here (finish the lecture here) it will be plenty.

# Stanford University

# Positional Encodings for Graph Transformers

CS224W: Machine Learning with Graphs

Jure Leskovec, Stanford University

<http://cs224w.stanford.edu>

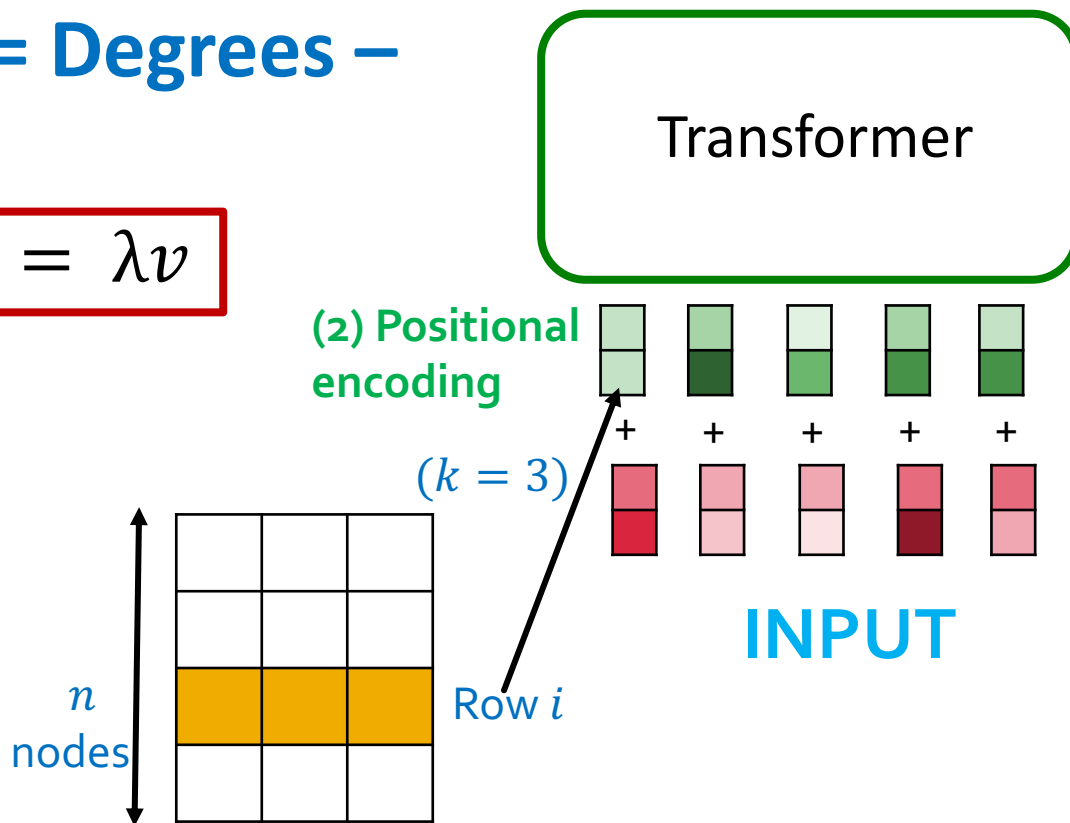




# Recall: Laplacian Eigenvector Positional Encodings

- Laplacian Matrix  $L = \text{Degrees} - \text{Adjacency}$

- Eigenvector:  $v$  such that  $Lv = \lambda v$



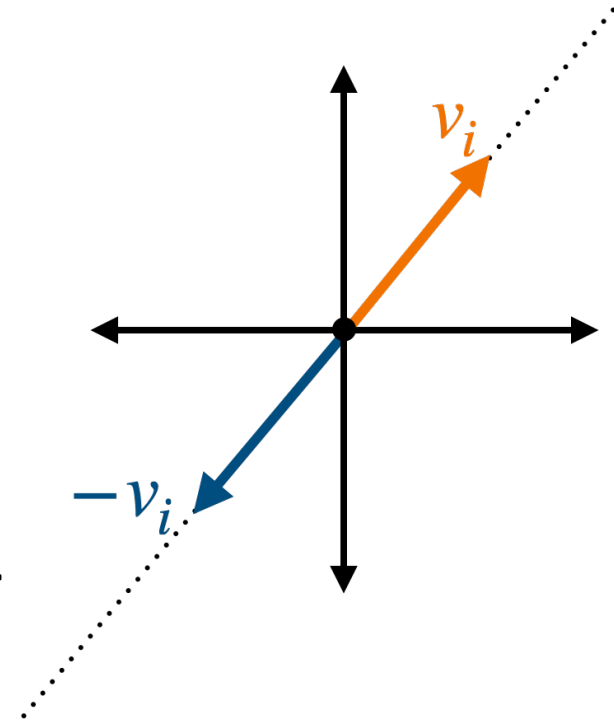
# Laplacian Eigenvector Positional Encodings

- Laplacian Eigenvector positional encodings work!
- **But is this the best we can do?**
  - **Hint: no**
- **Q: What is the problem with the current approach?**
  - **A1: Eigenvectors are *not* arbitrary vectors**
  - **A2: They have *special structure* that we have been ignoring!**
- **To use eigenvectors properly we must account for their structure in our models**

# Eigenvector Sign Ambiguity


- Suppose  $v$  is a Laplacian eigenvector
  - So  $Lv = \lambda v$
- But this means:
  - Also  $L(-v) = \lambda(-v)$
- So  $-v$  is also a Laplacian eigenvector

**The choice of sign is arbitrary!**



# Sign Ambiguity is a Problem

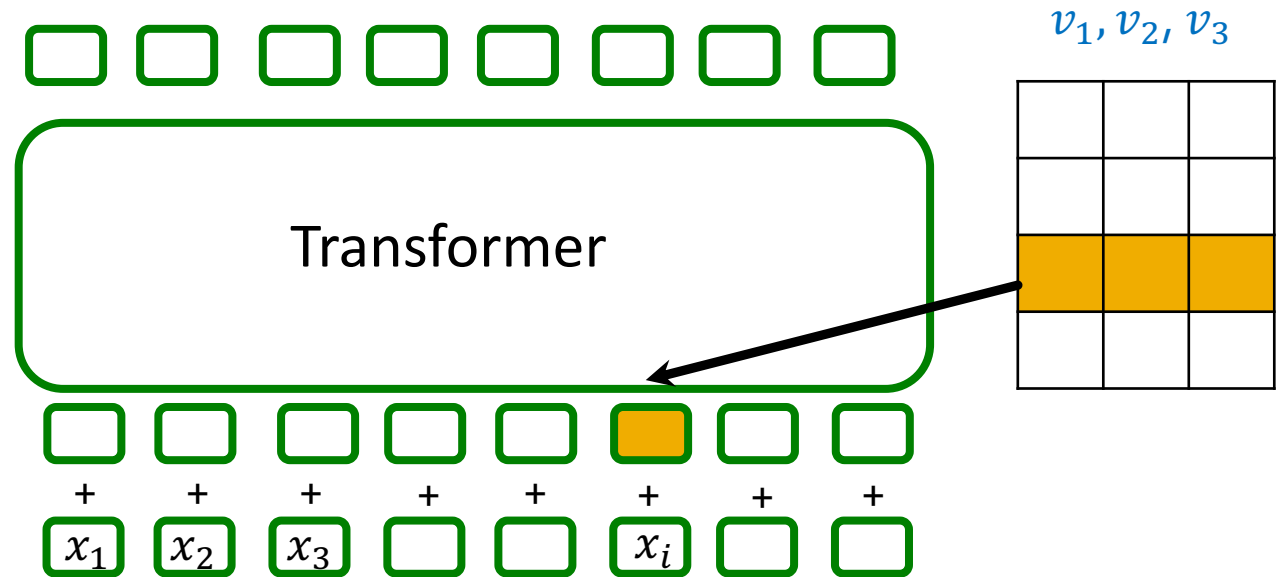
- Both  $v$  and  $-v$  are eigenvectors
- But when we use them as positional encodings we **pick one arbitrarily**
- **Why does this matter for positional encodings?**



# Sign Ambiguity is a Problem

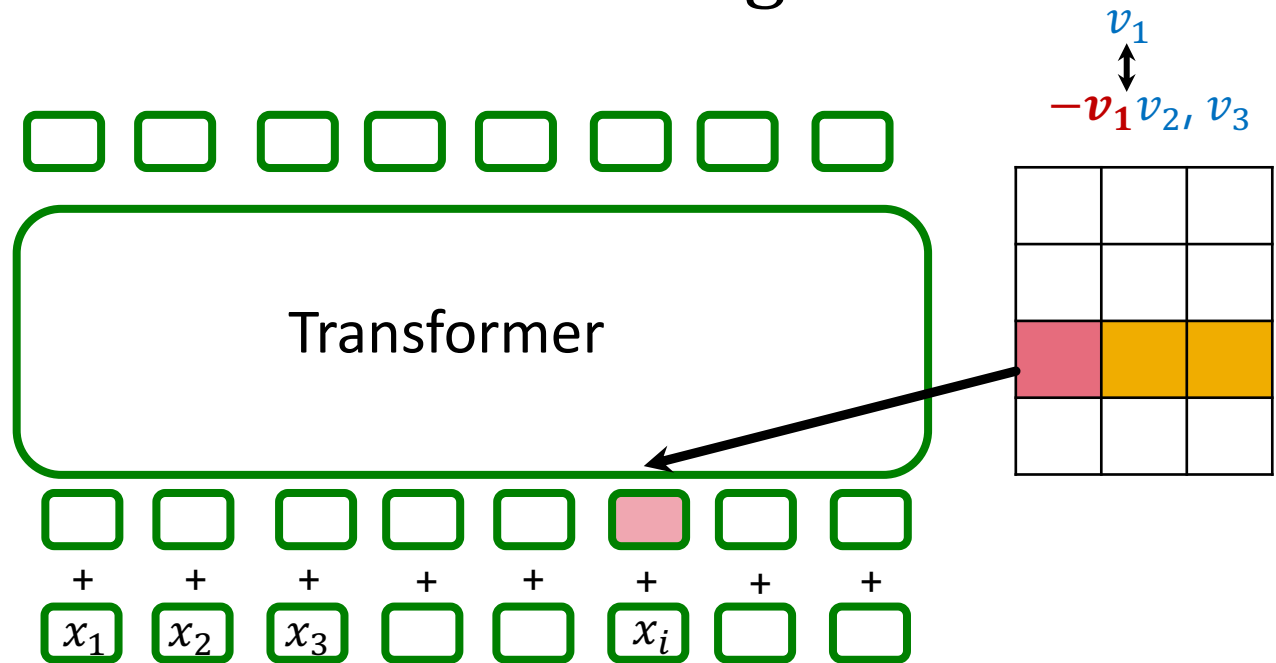
- Both  $v$  and  $-v$  are eigenvectors
- But when we use them as positional encodings we **pick one arbitrarily**
- **Why does this matter for positional encodings?**

- What if we picked the other sign?



# Sign Ambiguity is a Problem

- What if we picked the other sign choice?
- **Then the input PE changes**
- **=> The models predictions will change!**
- For  $k$  eigenvectors there are  $2^k$  sign choices
  - $2^k$  different predictions for the same input graph!

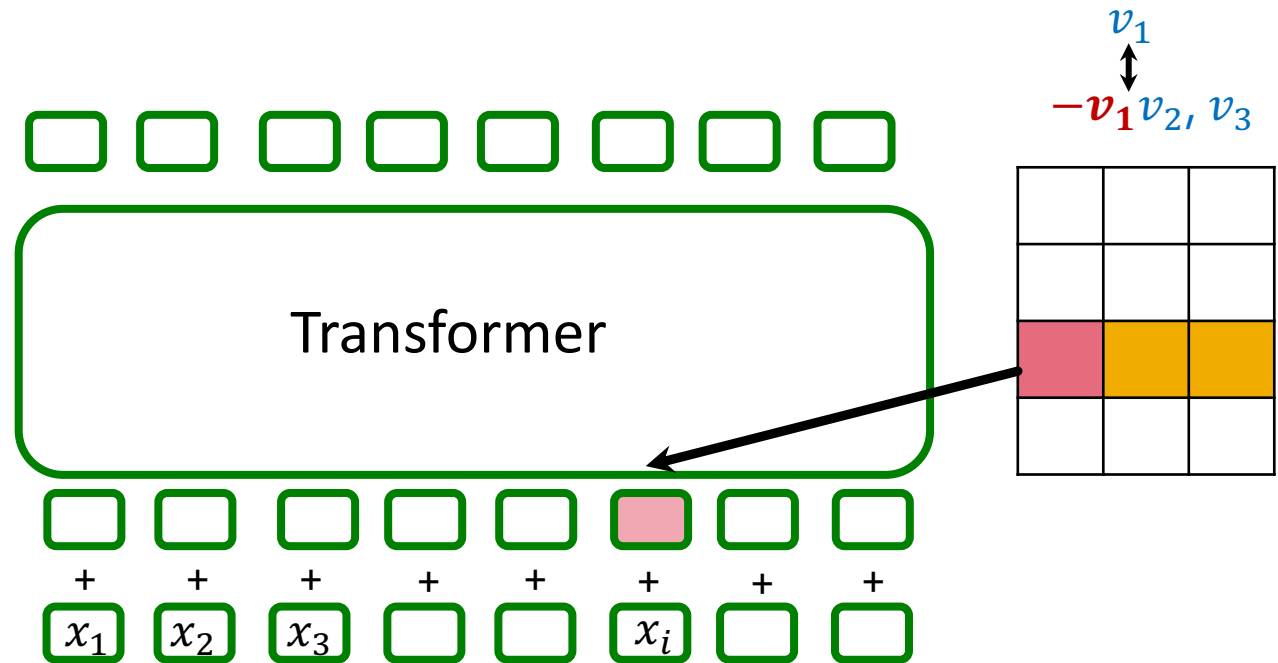


# How to fix sign ambiguity

- **Simple Idea:** randomly flip the signs of eigenvectors during training
  - I.e., data augmentation
  - Model will learn to not use the sign information
  - **Issue:** exponentially many sign choices is very difficult to learn

# How to fix sign ambiguity

- **Better Idea:** build a neural network that is **invariant** to sign choices!
  - Since it is invariant, the predictions will no longer depend on the sign choice





# Sign Invariant Neural Networks

- **Goal:** design a neural network  $f(v_1, v_2, \dots, v_k)$  such that:
  - $f(v_1, v_2, \dots, v_k) = f(\pm v_1, \pm v_2, \dots, \pm v_k)$  for all  $\pm$  choices
  - $f$  is “expressive”: note that  $f(v_1, v_2, \dots, v_k) = 0$  is sign invariant... but it’s a terrible neural network architecture
- **Warmup: one eigenvector**
  - What about  $f(v_1)$  such that  $f(v_1) = f(-v_1)$  ?

# Sign Invariant Neural Networks

- **Warmup: one eigenvector**
- **Goal:** design a neural network  $f(v_1)$  such that
$$f(v_1) = f(-v_1)$$

# Sign Invariant Neural Networks

- **Warmup: one eigenvector**
- **Goal:** design a neural network  $f(v_1)$  such that

$$f(v_1) = f(-v_1)$$

- **Proposition:**  $f$  satisfies  $f(v_1) = f(-v_1)$  if and only if there is a  $\phi$  such that

$$f(v_1) = \phi(v_1) + \phi(-v_1)$$

# Sign Invariant Neural Networks

- **Warmup: one eigenvector**
- **Goal:** design a neural network  $f(v_1)$  such that

$$f(v_1) = f(-v_1)$$

- **Proposition:**  $f$  satisfies  $f(v_1) = f(-v_1)$  if and only if there is a  $\phi$  such that

$$f(v_1) = \phi(v_1) + \phi(-v_1)$$

Proof:

$\Leftarrow$ : If  $f(v_1) = \phi(v_1) + \phi(-v_1)$ , then  $f(-v_1) = \phi(-v_1) + \phi(v_1) = f(v_1)$ ,

$\Rightarrow$ : If  $f(v_1) = f(-v_1)$ , define  $\phi(v_1) = f(v_1)/2$ .

Then  $\phi(v_1) + \phi(-v_1) = f(v_1)/2 + f(-v_1)/2 = f(v_1)$

# Sign Invariant Neural Networks

- **Warmup: one eigenvector**
- **Goal:** design a sign invariant neural network  $f(v_1, v_2, \dots, v_k)$  in two steps:
  - **Step 1: sign invariant  $f_i(v_i)$  for each  $i$**
  - **Step 2: COMBINE individual eigenvector embeddings into one:**

$$f(v_1, v_2, \dots, v_k) = \text{AGG}(f_1(v_1), \dots, f_k(v_k))$$

# Sign Invariant Neural Networks

- **Warmup: one eigenvector**
- **Goal:** design a sign invariant neural network  $f(v_1, v_2, \dots, v_k)$  in two steps:
  - **Step 1: sign invariant  $f_i(v_i)$  for each  $i$**
  - **Step 2: COMBINE individual eigenvector embeddings into one:**

$$f(v_1, v_2, \dots, v_k) = AGG(f_1(v_1), \dots, f_k(v_k))$$

**Use model for one eigenvector**

$$f(v_1, v_2, \dots, v_k) = AGG(\phi_1(v_1), +\phi_1(-v_1), \dots, \phi_k(v_k), +\phi_k(-v_k))$$

**Combine using another neural net  $AGG = \rho$**

# Sign Invariant Neural Networks

- Overall model:

$$f(v_1, v_2, \dots, v_k) \\ = \rho(\phi_1(v_1), +\phi_1(-v_1), \dots, \phi_k(v_k), +\phi_k(-v_k))$$

- Introducing  $k$  distinct neural nets is costly...
- Let's minimize extra parameters by **sharing one  $\phi$** :

$$f(v_1, v_2, \dots, v_k) \\ = \rho(\phi(v_1), +\phi(-v_1), \dots, \phi(v_k), +\phi(-v_k))$$

$\rho, \phi$  = any neural network  
(MLP, GNN etc.)

**SignNet**

# Sign Invariant Neural Networks

- **Recall Goal:** design a neural network  $f(v_1, v_2, \dots, v_k)$  such that:
  - $f(v_1, v_2, \dots, v_k) = f(\pm v_1, \pm v_2, \dots, \pm v_k)$  for all  $\pm$  choices
    - **SignNet is sign invariant.**
  - $f$  is “expressive”
    - **Is SignNet expressive?**

$$f(v_1, v_2, \dots, v_k) = \rho(\phi(v_1), +\phi(-v_1), \dots, \phi(v_k), +\phi(-v_k))$$

$\rho, \phi$  = any neural network  
(MLP, GNN etc.)

**SignNet**



# Sign Invariant Neural Networks

- **Recall Goal:** design a neural network  $f(v_1, v_2, \dots, v_k)$  such that:
  - $f(v_1, v_2, \dots, v_k) = f(\pm v_1, \pm v_2, \dots, \pm v_k)$  for all  $\pm$  choices
    - **SignNet is sign invariant.**
  - $f$  is “expressive”
    - **Is SignNet expressive?**

**Theorem:** if  $f$  is sign invariant, then there exist functions  $\rho, \phi$  such that

$$\begin{aligned} & f(v_1, v_2, \dots, v_k) \\ &= \rho(\phi(v_1), +\phi(-v_1), \dots, \phi(v_k), +\phi(-v_k)) \end{aligned}$$

**SignNet can express all sign invariant functions!!**

# Sign Invariant Neural Networks

- **Many eigenvector case**
- **Strategy:** design a neural network  $f(v_1)$  such that

$$f(v_1) = f(-v_1)$$

- **Proposition:**  $f$  satisfies  $f(v_1) = f(-v_1)$  if and only if there is a  $\phi$  such that

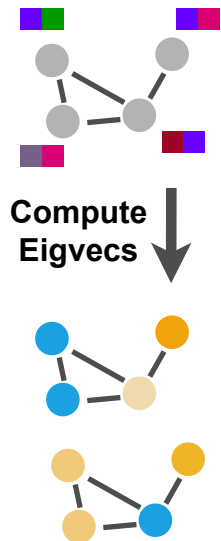
$$f(v_1) = \phi(v_1) + \phi(-v_1)$$

# SignNet in practice

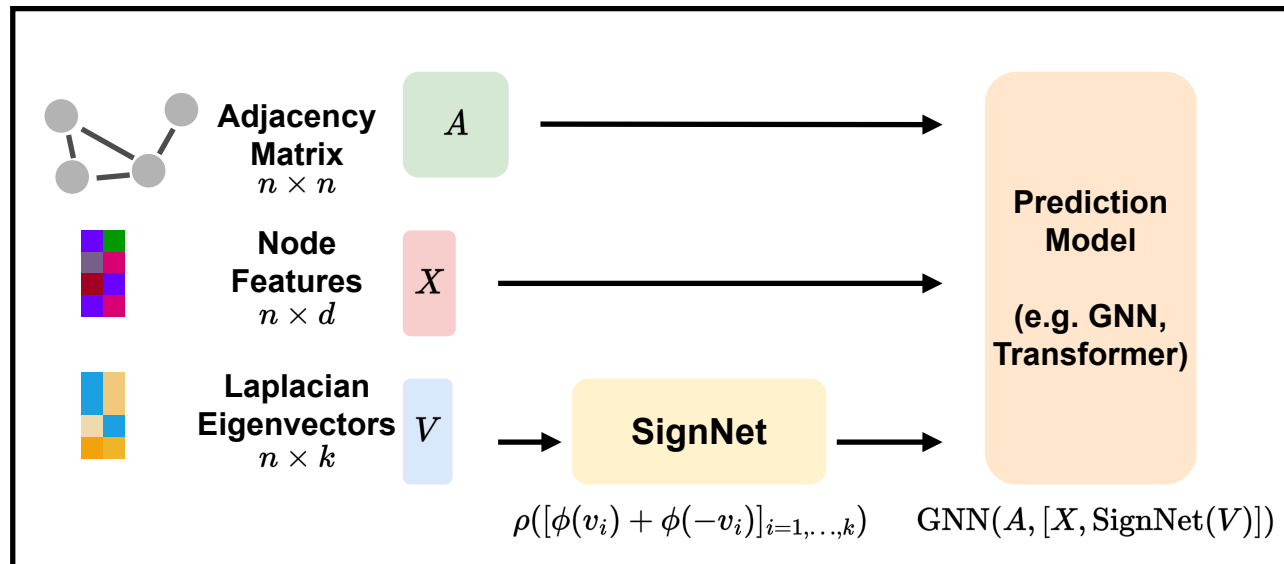
## ■ How to use SignNet in practice?

- Step 1: Compute eigenvectors
- Step 2: get eigenvector embeddings using SignNet
- Step 3: concatenate SignNet embeddings with node features  $X$
- Step 4: pass through main GNN/Transformer as usual.
- Step 5: Backpropagate gradients to train SignNet + Prediction model jointly.

## Input Graph

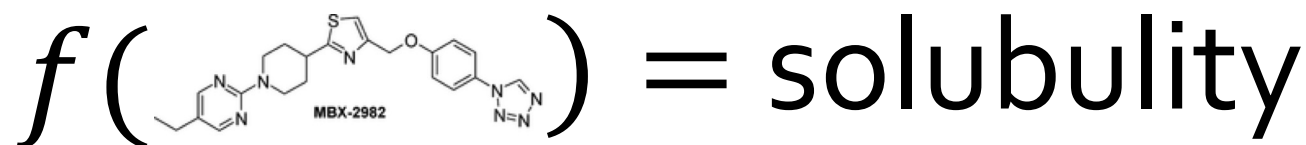


## Model

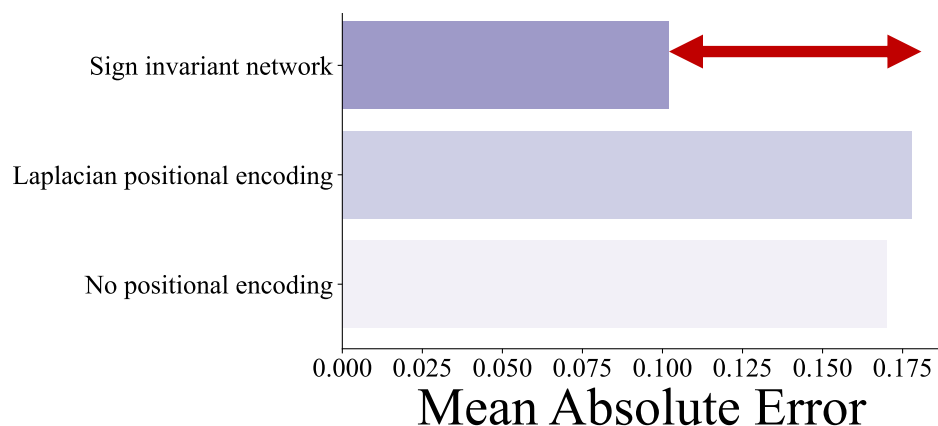


# Small molecule property prediction with SignNet

- **Task:** given a small molecule, predict its **solubility**



**50% reduction in test error**



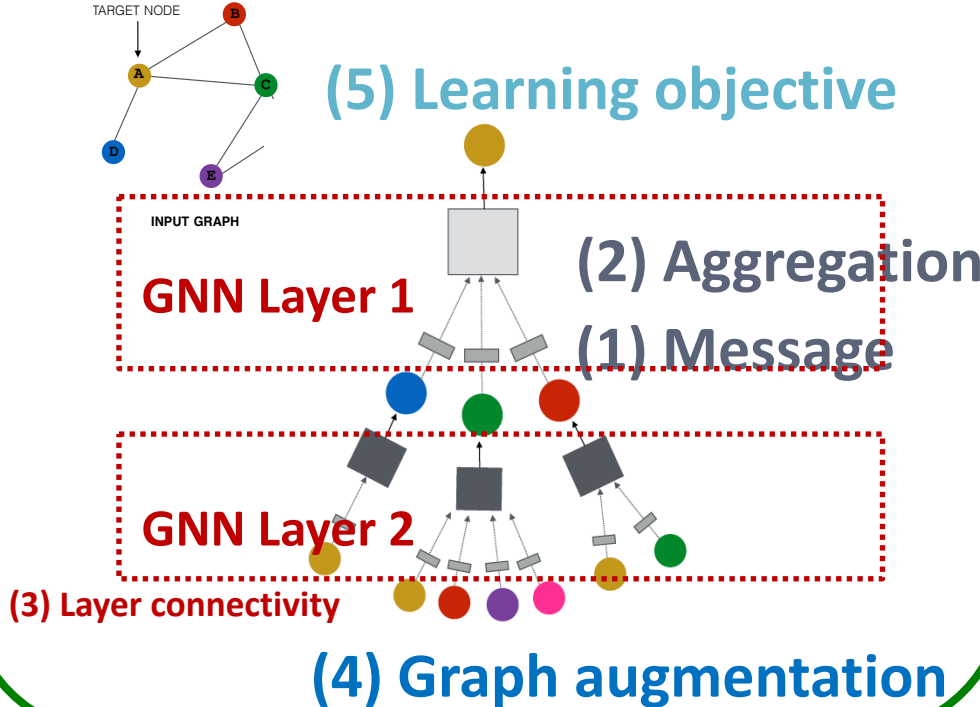
# Plan for Today

- **Part 1:**
  - Transformers to message passing on fully connected graph
- **Part 2:**
  - New design landscape for graph Transformers
    - Tokenization
    - Positional encoding
    - Modified self-attention
- **Part 3:**
  - Sign invariant Laplacian positional encodings for graph Transformers

# Summary: Graph Transformer Design Space

- New design space for graph Transformers

## GNN design space



## Graph Transformer design space

